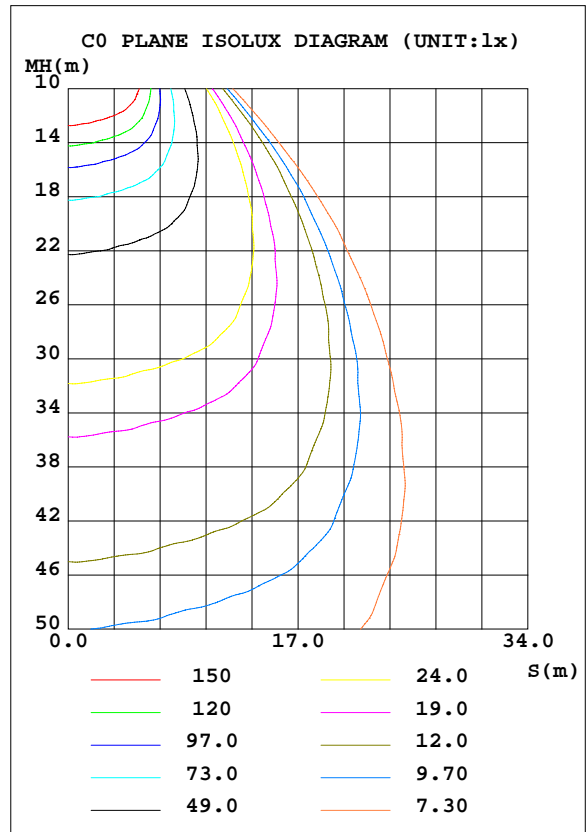
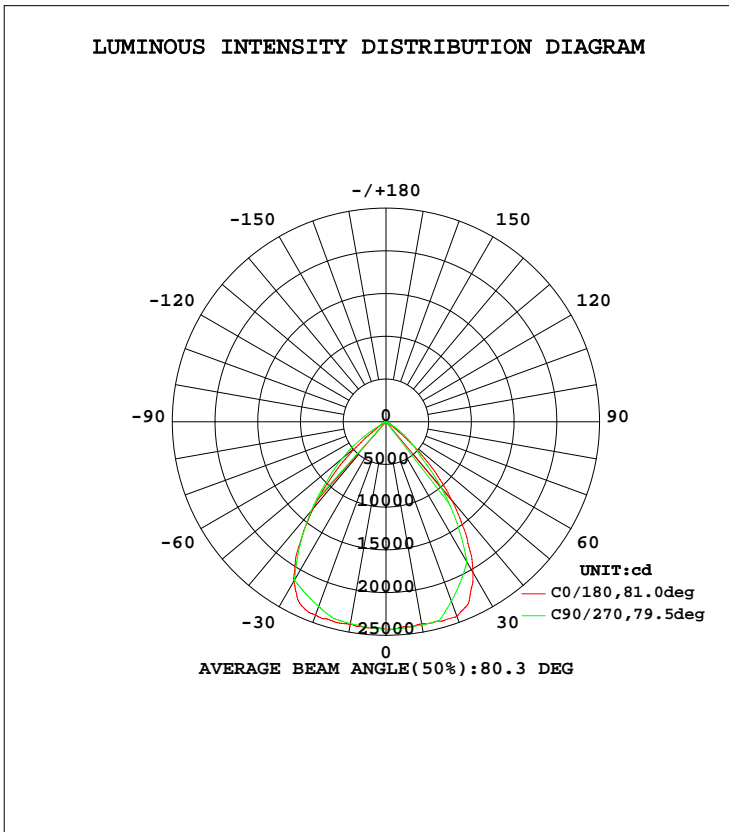


LUMINAIRE PHOTOMETRIC TEST REPORT

Test:U:220.2V I:1.830A P:394.0W PF:0.9780 Lamp Flux:37707.9x1 lm		
NAME: LED FLOOD LIGHT	TYPE:IP65	WEIGHT:5
SPEC.:PHILIPS 3030	DIM.:	SERIAL No.:
MFR.: QINHAN LIGHTING	SUR.:	PROTECTION ANGLE:

DATA OF LAMP		PHOTOMETRIC DATA			
MODEL	QH-FLXH08-400W	Imax(cd)	24351	S/MH(C0/180)	1.18
NOMINAL POWER(W)	400	LOR(%)	100.0	S/MH(C90/270)	1.19
RATED VOLTAGE(V)	220	TOTAL FLUX(lm)	37708	η UP, DN(C0-180)	0.0,46.7
NOMINAL FLUX(lm)	37707.9	CIE CLASS	DIRECT	η UP, DN(C180-360)	0.0,53.3
LAMPS INSIDE	1	η up(%)	0.0	CIBSE SHR NOM	1.00
TEST VOLTAGE(V)	220.2	η down(%)	100.0	CIBSE SHR MAX	1.15



C Range: 0 - 360DEG
 C Interval: 5.0DEG
 Test Speed: HIGH
 Temperature:25.3DEG
 Operators:
 Test Date:2016-03-21

γ Range: 0 - 90DEG
 γ Interval: 0.5DEG
 Test System:EVERFINE GO-2000B_V1 SYSTEM V2.0.287
 Humidity:65.0%
 Test Distance:8.000m [K=1.0000]
 Remarks:

ZONAL FLUX DIAGRAM

ZONAL FLUX DIAGRAM:

γ	C0	C45	C90	C135	C180	C225	C270	C315	γ	Φ zone	Φ total	lum, lamp
5	2410	2417	2423	2411	2422	2408	2414	2409	0- 5	578.2	578.2	1.53,1.53
10	2400	2416	2416	2400	2406	2404	2399	2403	5- 10	1724	2302	6.11,6.11
15	2417	2406	2408	2390	2415	2407	2383	2398	10- 15	2852	5154	13.7,13.7
20	2422	2381	2237	2371	2408	2428	2302	2397	15- 20	3924	9078	24.1,24.1
25	2307	2160	2065	2166	2362	2305	2222	2253	20- 25	4801	13879	36.8,36.8
30	2035	1821	1893	1881	2154	2093	2142	2029	25- 30	5350	19229	51,51
35	1650	1442	1451	1512	1776	1793	1751	1720	30- 35	5385	24614	65.3,65.3
40	1195	1039	1009	1103	1326	1414	1361	1349	35- 40	4754	29369	77.9,77.9
45	759.9	648.5	566.2	701.5	868.9	962.1	970.7	901.7	40- 45	3660	33028	87.6,87.6
50	329.6	318.3	393.2	342.8	421.9	535.7	670.4	483.9	45- 50	2364	35392	93.9,93.9
55	96.25	78.34	220.2	79.53	123.2	191.8	370.1	158.2	50- 55	1268	36660	97.2,97.2
60	51.23	50.53	47.19	51.25	55.62	106.9	69.77	81.25	55- 60	583.5	37244	98.8,98.8
65	31.89	28.23	32.03	29.34	37.28	51.57	48.77	40.01	60- 65	246.5	37490	99.4,99.4
70	14.24	13.44	16.87	14.56	18.67	26.47	27.77	19.90	65- 70	138.4	37629	99.8,99.8
75	2.569	6.312	1.716	6.728	4.553	12.26	6.764	9.005	70- 75	63.70	37692	100,100
80	0.4333	0.7524	0	0.6838	0.5834	0.9599	0	0.6010	75- 80	13.97	37706	100,100
85	0.1271	0	0	0	0.1684	0	0	0	80- 85	1.268	37708	100,100
90	0.0759	0	0	0	0.1170	0	0	0	85- 90	0.1478	37708	100,100
95									90- 95			
100									95-100			
105									100-105			
110									105-110			
115									110-115			
120									115-120			
125									120-125			
130									125-130			
135									130-135			
140									135-140			
145									140-145			
150									145-150			
155									150-155			
160									155-160			
165									160-165			
170									165-170			
175									170-175			
180									175-180			
DEG	LUMINOUS INTENSITY:×10cd								UNIT:lm			

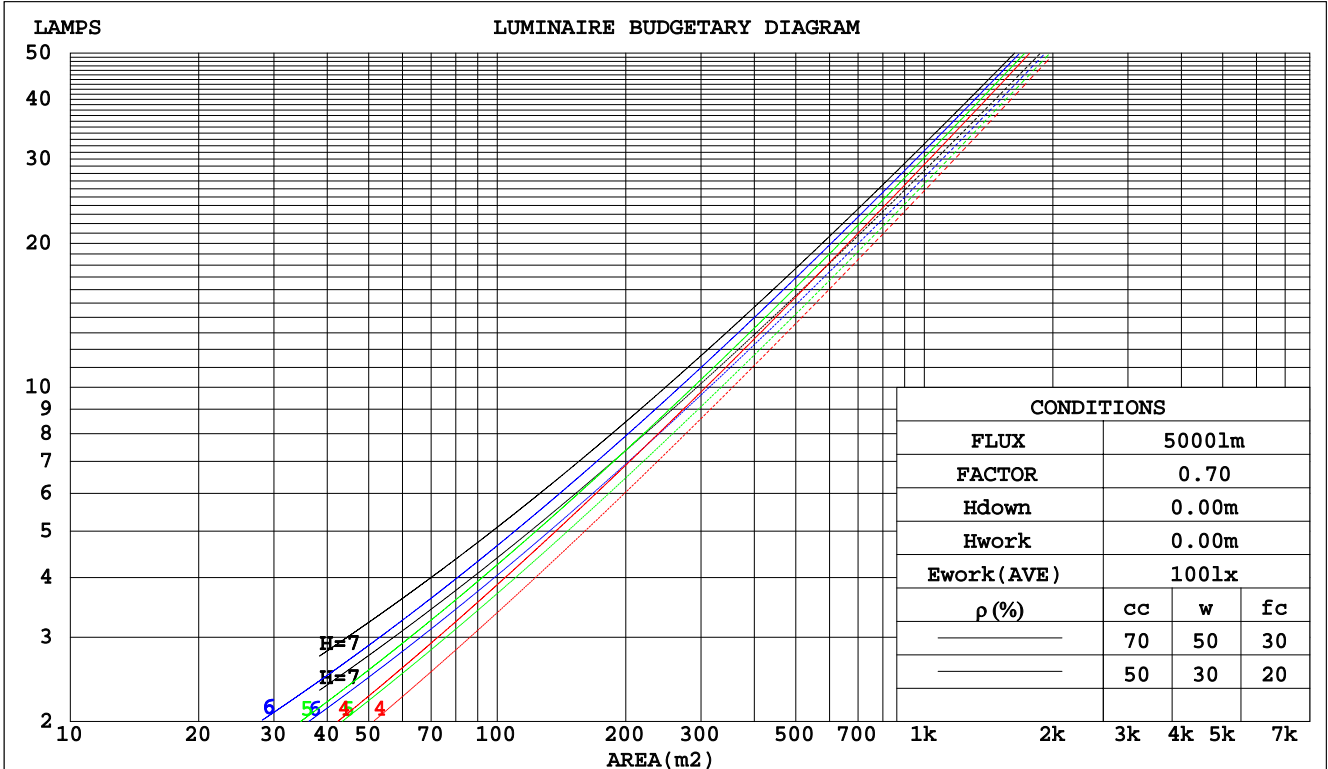
C Range: 0 - 360DEG
 C Interval: 5.0DEG
 Test Speed: HIGH
 Temperature:25.3DEG
 Operators:
 Test Date:2016-03-21

γ Range: 0 - 90DEG
 γ Interval: 0.5DEG
 Test System:EVERFINE GO-2000B_V1 SYSTEM V2.0.287
 Humidity:65.0%
 Test Distance:8.000m [K=1.0000]
 Remarks:

CU AND LUMINAIRE BUDGETARY ESTIMATE DIAGRAM

Test:U:220.2V I:1.830A P:394.0W PF:0.9780 Lamp Flux:37707.9x1 lm		
NAME: LED FLOOD LIGHT	TYPE:IP65	WEIGHT:5
SPEC.:PHILIPS 3030	DIM.:	SERIAL No.:
MFR.: QINHAN LIGHTING	SUR.:	PROTECTION ANGLE:

pcc	80%			70%			50%			30%			10%			0
pw	50%	30%	10%	50%	30%	10%	50%	30%	10%	50%	30%	10%	50%	30%	10%	0
pfc	20%			20%			20%			20%			20%			0
RCR	RCR:Room Cavity Ratio															
	Coefficients of Utilization(CU)															
0.0	1.19	1.19	1.19	1.16	1.16	1.16	1.11	1.11	1.11	1.06	1.06	1.06	1.02	1.02	1.02	.00
1.0	1.09	1.07	1.04	1.07	1.05	1.02	1.03	1.01	.99	.99	.98	.96	.96	.95	.93	.92
2.0	1.00	.96	.92	.98	.94	.91	.95	.92	.89	.92	.89	.87	.89	.87	.85	.83
3.0	.92	.86	.81	.90	.85	.81	.88	.83	.79	.85	.81	.78	.83	.80	.77	.75
4.0	.84	.78	.73	.83	.77	.72	.81	.76	.72	.79	.74	.71	.77	.73	.70	.68
5.0	.77	.71	.66	.76	.70	.65	.75	.69	.65	.73	.68	.64	.71	.67	.64	.62
6.0	.71	.64	.59	.71	.64	.59	.69	.63	.59	.68	.62	.58	.66	.62	.58	.56
7.0	.66	.59	.54	.65	.59	.54	.64	.58	.54	.63	.57	.53	.61	.57	.53	.51
8.0	.61	.54	.50	.61	.54	.49	.59	.54	.49	.58	.53	.49	.57	.52	.49	.47
9.0	.57	.50	.46	.56	.50	.46	.55	.50	.45	.54	.49	.45	.54	.49	.45	.43
10.0	.53	.47	.42	.53	.46	.42	.52	.46	.42	.51	.46	.42	.50	.45	.42	.40



C Range: 0 - 360DEG
 C Interval: 5.0DEG
 Test Speed: HIGH
 Temperature:25.3DEG
 Operators:
 Test Date:2016-03-21

γ Range: 0 - 90DEG
 γ Interval: 0.5DEG
 Test System:EVERFINE GO-2000B_V1 SYSTEM V2.0.287
 Humidity:65.0%
 Test Distance:8.000m [K=1.0000]
 Remarks:

WEC AND CCEC

Test:U:220.2V I:1.830A P:394.0W PF:0.9780 Lamp Flux:37707.9x1 lm		
NAME: LED FLOOD LIGHT	TYPE:IP65	WEIGHT:5
SPEC.:PHILIPS 3030	DIM.:	SERIAL No.:
MFR.: QINHAN LIGHTING	SUR.:	PROTECTION ANGLE:

ρcc	80%			70%			50%			30%			10%			0
ρw	50%	30%	10%	50%	30%	10%	50%	30%	10%	50%	30%	10%	50%	30%	10%	0
ρfc	20%			20%			20%			20%			20%			0
RCR	RCR:Room Cavity Ratio						Wall Exitance Coefficients(WEC)									
0.0																
1.0	.203	.115	.037	.196	.112	.036	.183	.105	.034	.172	.099	.032	.161	.093	.030	
2.0	.198	.109	.033	.192	.106	.033	.181	.101	.031	.171	.096	.030	.162	.092	.029	
3.0	.190	.101	.030	.185	.099	.030	.176	.095	.029	.167	.092	.028	.159	.088	.027	
4.0	.182	.095	.028	.178	.093	.027	.169	.090	.027	.162	.087	.026	.155	.084	.026	
5.0	.173	.088	.026	.170	.087	.025	.162	.085	.025	.156	.082	.024	.149	.080	.024	
6.0	.165	.083	.024	.162	.082	.024	.156	.080	.023	.150	.078	.023	.144	.076	.023	
7.0	.158	.078	.022	.155	.077	.022	.149	.075	.022	.143	.074	.021	.138	.072	.021	
8.0	.150	.073	.021	.148	.073	.021	.142	.071	.020	.138	.070	.020	.133	.068	.020	
9.0	.143	.069	.019	.141	.069	.019	.136	.067	.019	.132	.066	.019	.128	.065	.019	
10.0	.137	.066	.018	.135	.065	.018	.131	.064	.018	.127	.063	.018	.123	.062	.018	

ρcc	80%			70%			50%			30%			10%			0
ρw	50%	30%	10%	50%	30%	10%	50%	30%	10%	50%	30%	10%	50%	30%	10%	0
ρfc	20%			20%			20%			20%			20%			0
RCR	RCR:Room Cavity Ratio						Ceiling Cavity Exitance Coefficients(CCEC)									
0.0	.190	.190	.190	.163	.163	.163	.111	.111	.111	.064	.064	.064	.020	.020	.020	
1.0	.173	.157	.143	.148	.135	.123	.101	.093	.085	.058	.054	.049	.019	.017	.016	
2.0	.160	.132	.109	.137	.114	.095	.094	.079	.066	.054	.046	.039	.017	.015	.013	
3.0	.149	.114	.086	.128	.098	.074	.088	.068	.052	.051	.040	.031	.016	.013	.010	
4.0	.140	.099	.068	.120	.086	.059	.083	.060	.042	.048	.035	.025	.015	.011	.008	
5.0	.133	.088	.056	.114	.076	.048	.078	.053	.034	.045	.031	.020	.015	.010	.007	
6.0	.126	.079	.046	.108	.069	.040	.075	.048	.028	.043	.028	.017	.014	.009	.006	
7.0	.120	.072	.039	.103	.063	.034	.071	.044	.024	.041	.026	.014	.013	.008	.005	
8.0	.114	.066	.033	.098	.057	.029	.068	.040	.021	.040	.024	.012	.013	.008	.004	
9.0	.109	.061	.029	.094	.053	.025	.065	.037	.018	.038	.022	.011	.012	.007	.004	
10.0	.105	.057	.025	.090	.050	.022	.063	.035	.016	.037	.021	.009	.012	.007	.003	

C Range: 0 - 360DEG
 C Interval: 5.0DEG
 Test Speed: HIGH
 Temperature:25.3DEG
 Operators:
 Test Date:2016-03-21

γ Range: 0 - 90DEG
 γ Interval: 0.5DEG
 Test System:EVERFINE GO-2000B_V1 SYSTEM V2.0.287
 Humidity:65.0%
 Test Distance:8.000m [K=1.0000]
 Remarks:

UGR(Unified Glare Rating) Table

Test:U:220.2V I:1.830A P:394.0W PF:0.9780 Lamp Flux:37707.9x1 lm										
NAME: LED FLOOD LIGHT					TYPE:IP65			WEIGHT:5		
SPEC.:PHILIPS 3030					DIM.:			SERIAL No.:		
MFR.: QINHAN LIGHTING					SUR.:			PROTECTION ANGLE:		
ceiling/cavity	0.7	0.7	0.5	0.5	0.3	0.7	0.7	0.5	0.5	0.3
walls	0.5	0.3	0.5	0.3	0.3	0.5	0.3	0.5	0.3	0.3
working plane	0.2	0.2	0.2	0.2	0.2	0.2	0.2	0.2	0.2	0.2
Room dimensions	Viewed crosswise					Viewed endwise				
x = 2H y = 2H	32.1	33.2	32.3	33.4	33.6	32.1	33.2	32.3	33.4	33.6
3H	31.9	33.0	32.2	33.2	33.4	32.0	33.0	32.2	33.2	33.4
4H	31.8	32.8	32.1	33.0	33.3	31.9	32.8	32.2	33.1	33.3
6H	31.7	32.7	32.1	32.9	33.2	31.8	32.7	32.1	32.9	33.2
8H	31.7	32.6	32.0	32.8	33.1	31.7	32.6	32.0	32.9	33.1
12H	31.7	32.5	32.0	32.8	33.1	31.7	32.5	32.0	32.8	33.1
4H 2H	31.9	32.8	32.1	33.1	33.3	31.9	32.8	32.2	33.1	33.3
3H	31.7	32.5	32.0	32.8	33.1	31.7	32.6	32.1	32.8	33.1
4H	31.6	32.4	32.0	32.7	33.0	31.6	32.4	32.0	32.7	33.0
6H	31.5	32.2	31.9	32.5	32.9	31.5	32.2	31.9	32.5	32.9
8H	31.5	32.1	31.9	32.4	32.8	31.5	32.1	31.9	32.5	32.8
12H	31.4	32.0	31.8	32.4	32.7	31.4	32.0	31.9	32.4	32.8
8H 4H	31.5	32.1	31.9	32.4	32.8	31.5	32.1	31.9	32.5	32.8
6H	31.4	31.9	31.8	32.3	32.7	31.4	31.9	31.8	32.3	32.7
8H	31.3	31.8	31.8	32.2	32.6	31.4	31.8	31.8	32.2	32.7
12H	31.3	31.7	31.8	32.1	32.6	31.3	31.7	31.8	32.1	32.6
12H 4H	31.4	32.0	31.8	32.4	32.7	31.4	32.0	31.9	32.4	32.8
6H	31.3	31.8	31.8	32.2	32.6	31.4	31.8	31.8	32.2	32.7
8H	31.3	31.7	31.8	32.1	32.6	31.3	31.7	31.8	32.1	32.6
Variations with the observer position at spacings:										
S = 1.0H	+ 2.6 / -10.4					+ 2.2 / - 5.6				
1.5H	+ 3.8 / - 7.7					+ 3.3 / - 5.5				
2.0H	+ 7.1 / - 8.9					+ 4.9 / - 9.0				

CIE Pub.117 Corrected 37708 lm Total Lamp Luminous Flux.(8log(F/F0) = 12.6)

C Range: 0 - 360DEG
 C Interval: 5.0DEG
 Test Speed: HIGH
 Temperature:25.3DEG
 Operators:
 Test Date:2016-03-21

γ Range: 0 - 90DEG
 γ Interval: 0.5DEG
 Test System:EVERFINE GO-2000B_V1 SYSTEM V2.0.287
 Humidity:65.0%
 Test Distance:8.000m [K=1.0000]
 Remarks:

UTILIZATION FACTORS TABLE

Test:U:220.2V I:1.830A P:394.0W PF:0.9780 Lamp Flux:37707.9x1 lm		
NAME: LED FLOOD LIGHT	TYPE:IP65	WEIGHT:5
SPEC.:PHILIPS 3030	DIM.:	SERIAL No.:
MFR.: QINHAN LIGHTING	SUR.:	PROTECTION ANGLE:

REFLECTANCE										
Ceiling	0.8	0.8	0.8	0.7	0.7	0.7	0.5	0.5	0.5	0
Walls	0.7	0.5	0.3	0.7	0.5	0.3	0.7	0.5	0.3	0
Working plane	0.2	0.2	0.2	0.2	0.2	0.2	0.2	0.2	0.2	0
ROOM INDEX	UTILIZATION FACTORS(PERCENT) $k(RI) \times RCR = 5$									
k = 0.60	77	69	64	77	69	64	76	69	64	60
0.80	86	79	74	86	78	74	84	78	73	69
1.00	93	86	81	92	85	81	90	86	81	76
1.25	98	92	87	97	91	87	95	90	86	81
1.50	102	96	92	100	95	91	98	94	90	85
2.00	106	101	97	104	100	96	101	98	95	89
2.50	108	103	100	106	102	99	103	100	97	90
3.00	110	106	102	108	104	101	104	102	99	92
4.00	112	109	106	110	107	105	106	104	102	94
5.00	113	111	108	111	109	107	107	105	104	96
ROOM INDEX	UF(total)									Direct
According to DIN EN 13032-2 2004			Suspended				SHRNOM = 1.25			

C Range: 0 - 360DEG
 C Interval: 5.0DEG
 Test Speed: HIGH
 Temperature:25.3DEG
 Operators:
 Test Date:2016-03-21

γ Range: 0 - 90DEG
 γ Interval: 0.5DEG
 Test System:EVERFINE GO-2000B_V1 SYSTEM V2.0.287
 Humidity:65.0%
 Test Distance:8.000m [K=1.0000]
 Remarks:

ISOCANDELA DIAGRAM

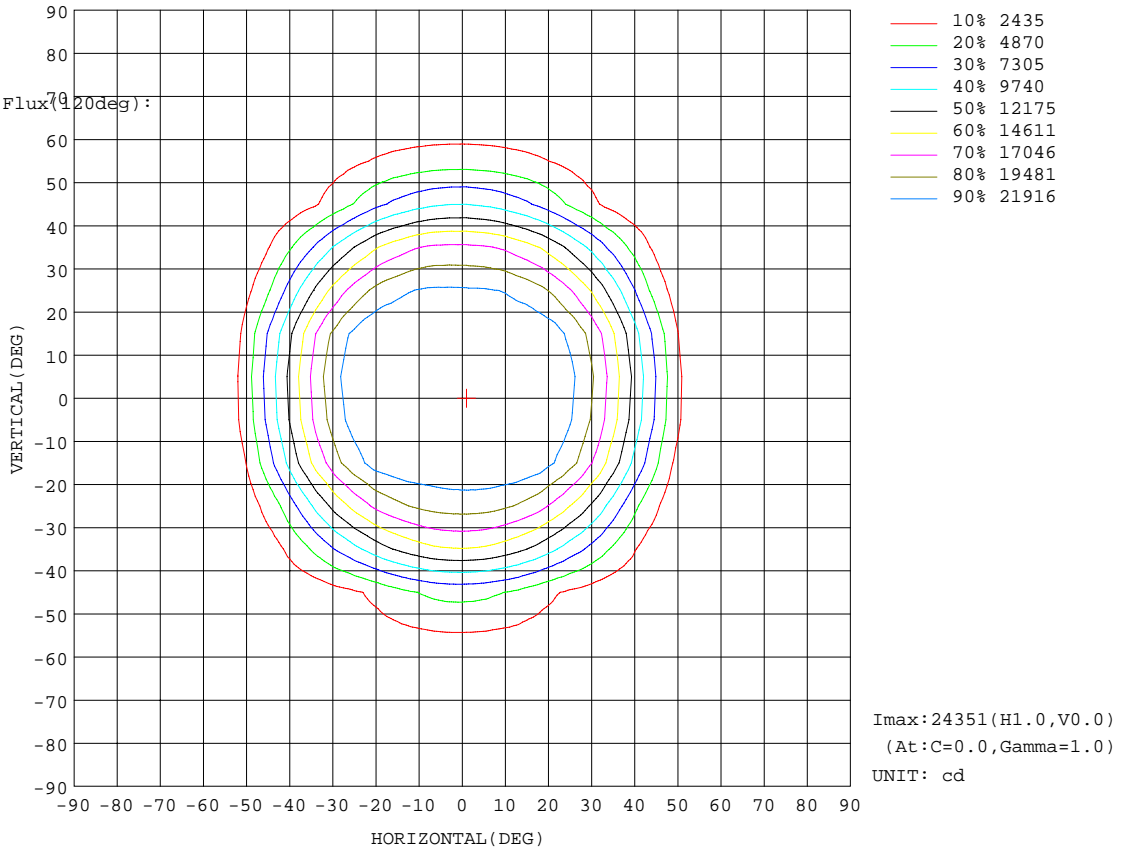
Test:U:220.2V I:1.830A P:394.0W PF:0.9780 Lamp Flux:37707.9x1 lm		
NAME: LED FLOOD LIGHT	TYPE:IP65	WEIGHT:5
SPEC.:PHILIPS 3030	DIM.:	SERIAL No.:
MFR.: QINHAN LIGHTING	SUR.:	PROTECTION ANGLE:

Conical surface Flux(90deg):

33028 lm
 %lum = 87.6%
 %lamp = 87.6%

Conical surface Flux(70deg):

37244 lm
 %lum = 98.8%
 %lamp = 98.8%

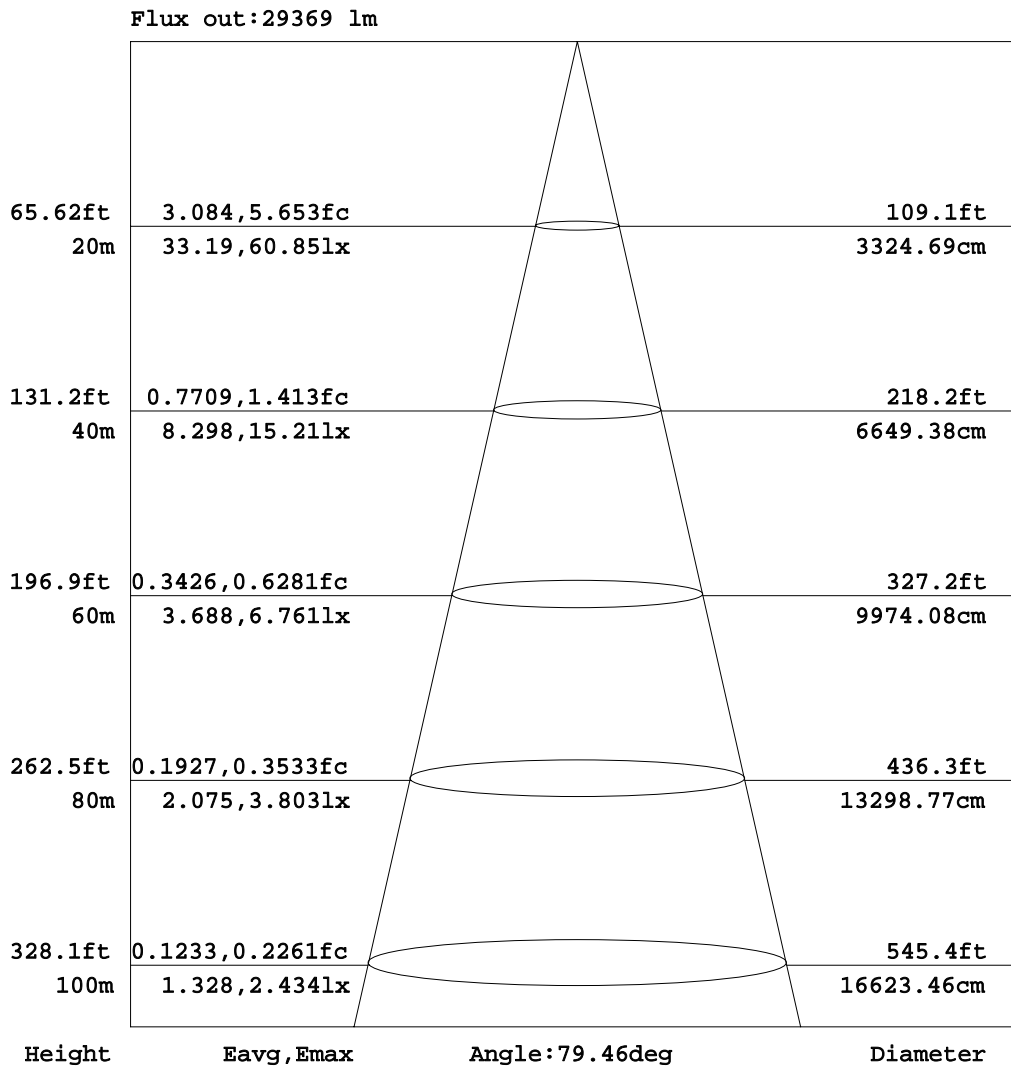


C Range: 0 - 360DEG
 C Interval: 5.0DEG
 Test Speed: HIGH
 Temperature:25.3DEG
 Operators:
 Test Date:2016-03-21

γ Range: 0 - 90DEG
 γ Interval: 0.5DEG
 Test System:EVERFINE GO-2000B_V1 SYSTEM V2.0.287
 Humidity:65.0%
 Test Distance:8.000m [K=1.0000]
 Remarks:

AAI Figure

Test:U:220.2V I:1.830A P:394.0W PF:0.9780 Lamp Flux:37707.9x1 lm		
NAME: LED FLOOD LIGHT	TYPE:IP65	WEIGHT:5
SPEC.:PHILIPS 3030	DIM.:	SERIAL No.:
MFR.: QINHAN LIGHTING	SUR.:	PROTECTION ANGLE:



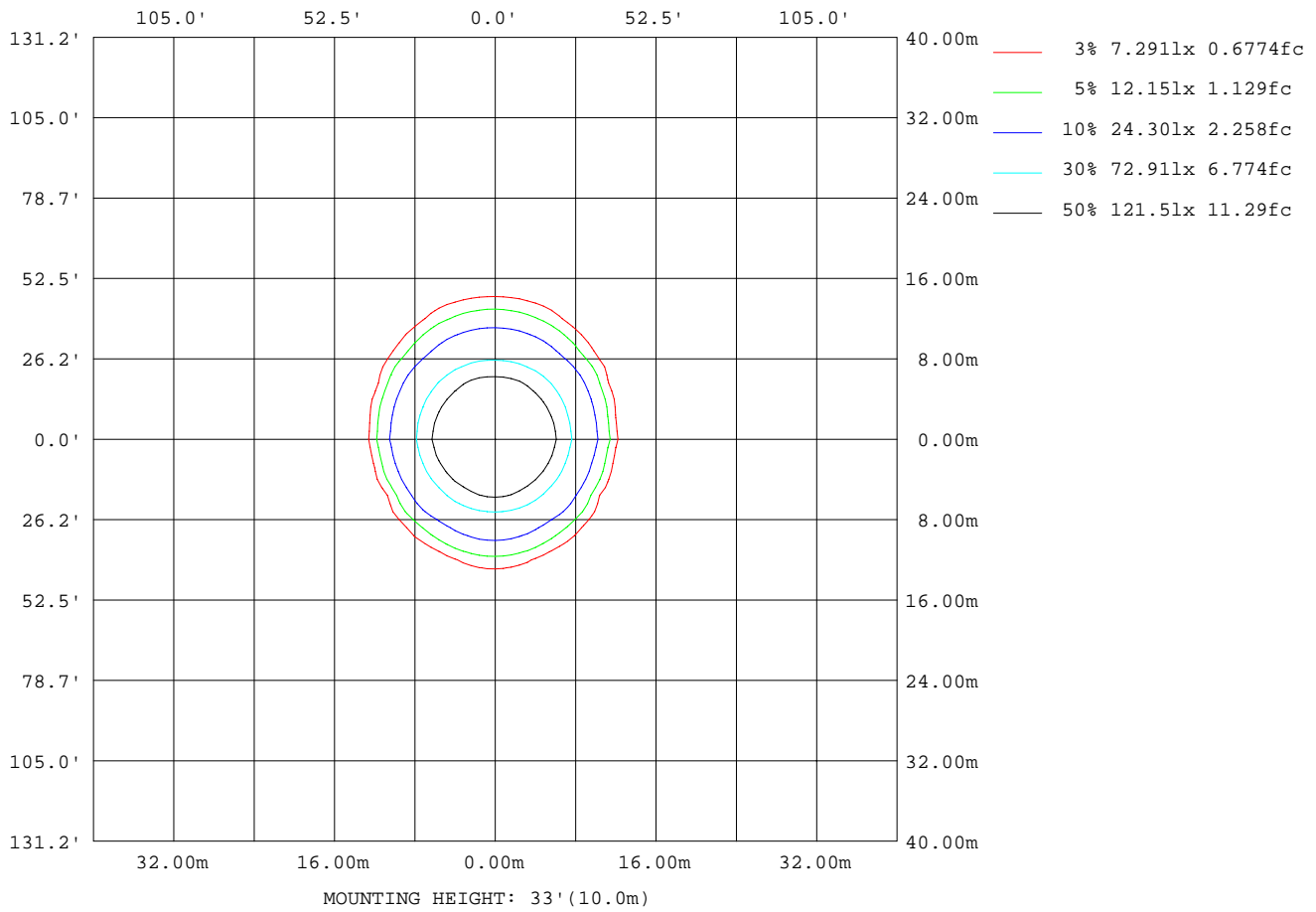
Note:The Curves indicate the illuminated area and the average illumination when the luminaire is at different distance.

C Range: 0 - 360DEG
 C Interval: 5.0DEG
 Test Speed: HIGH
 Temperature:25.3DEG
 Operators:
 Test Date:2016-03-21

γ Range: 0 - 90DEG
 γ Interval: 0.5DEG
 Test System:EVERFINE GO-2000B_V1 SYSTEM V2.0.287
 Humidity:65.0%
 Test Distance:8.000m [K=1.0000]
 Remarks:

ISOLUX DIAGRAM

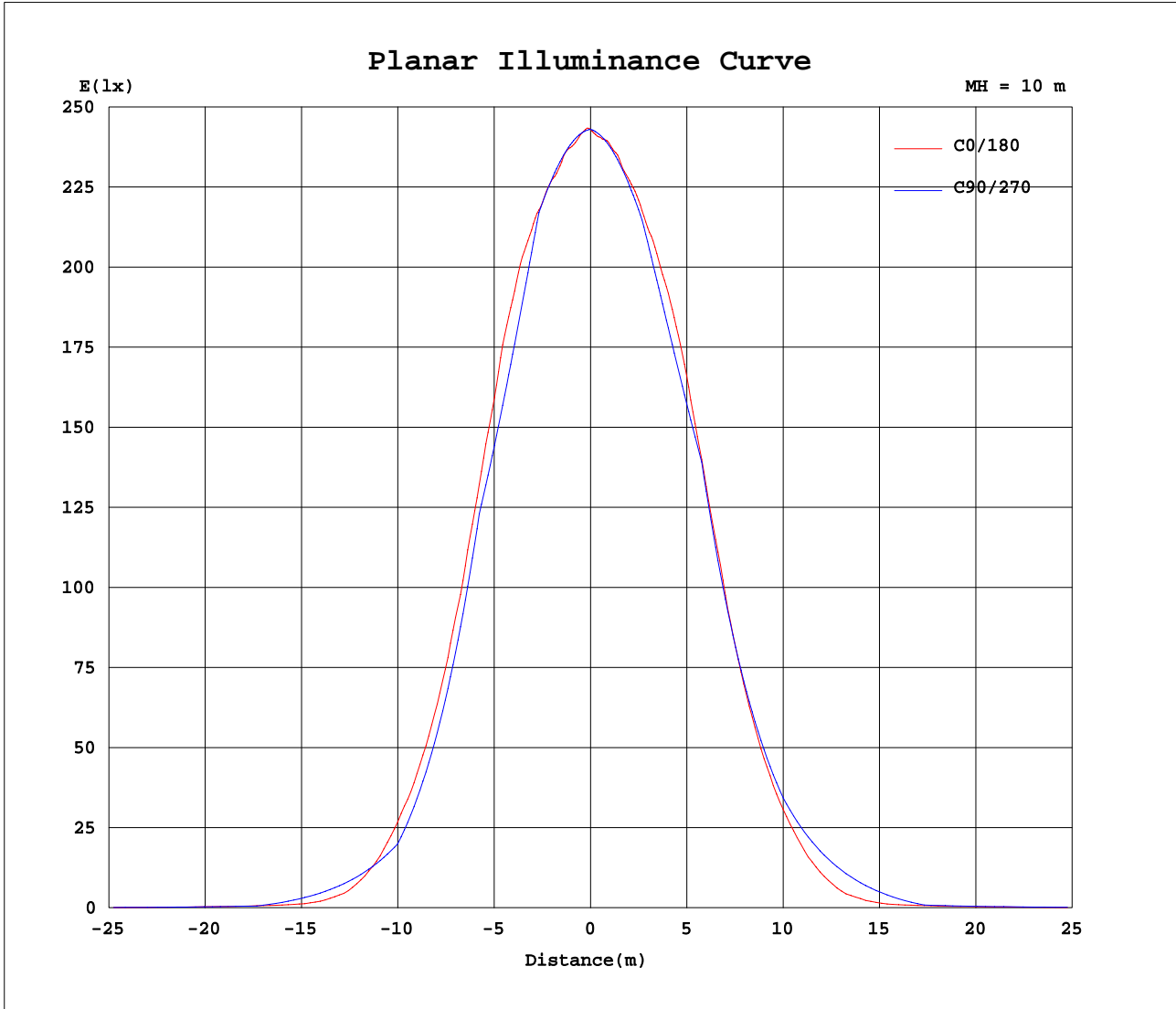
Test:U:220.2V I:1.830A P:394.0W PF:0.9780 Lamp Flux:37707.9x1 lm		
NAME: LED FLOOD LIGHT	TYPE:IP65	WEIGHT:5
SPEC.:PHILIPS 3030	DIM.:	SERIAL No.:
MFR.: QINHAN LIGHTING	SUR.:	PROTECTION ANGLE:



C Range: 0 - 360DEG
 C Interval: 5.0DEG
 Test Speed: HIGH
 Temperature:25.3DEG
 Operators:
 Test Date:2016-03-21

γ Range: 0 - 90DEG
 γ Interval: 0.5DEG
 Test System:EVERFINE GO-2000B_V1 SYSTEM V2.0.287
 Humidity:65.0%
 Test Distance:8.000m [K=1.0000]
 Remarks:

Planar Illuminance Curve



C Range: 0 - 360DEG
 C Interval: 5.0DEG
 Test Speed: HIGH
 Temperature: 25.3DEG
 Operators:
 Test Date: 2016-03-21

γ Range: 0 - 90DEG
 γ Interval: 0.5DEG
 Test System: EVERFINE GO-2000B_V1 SYSTEM V2.0.287
 Humidity: 65.0%
 Test Distance: 8.000m [K=1.0000]
 Remarks:

LUMINOUS DISTRIBUTION INTENSITY DATA

Test:U:220.2V I:1.830A P:394.0W PF:0.9780 Lamp Flux:37707.9x1 lm		
NAME: LED FLOOD LIGHT	TYPE:IP65	WEIGHT:5
SPEC.:PHILIPS 3030	DIM.:	SERIAL No.:
MFR.: QINHAN LIGHTING	SUR.:	PROTECTION ANGLE:

Table--1

UNIT: x10cd

C(DEG) γ (DEG)	0	5	10	15	20	25	30	35	40	45	50	55	60	65	70	75	80	85	90
0	2430	2430	2430	2430	2430	2430	2430	2430	2430	2430	2430	2430	2430	2430	2430	2430	2430	2430	2430
5	2410	2410	2410	2411	2411	2411	2412	2413	2415	2417	2419	2421	2423	2423	2425	2426	2427	2425	2423
10	2400	2401	2402	2402	2403	2404	2407	2412	2415	2416	2416	2414	2413	2413	2416	2418	2418	2419	2416
15	2417	2412	2407	2401	2399	2401	2405	2408	2409	2406	2406	2409	2414	2417	2414	2413	2413	2411	2408
20	2422	2401	2382	2368	2361	2361	2360	2362	2369	2381	2372	2336	2302	2280	2266	2254	2246	2239	2237
25	2307	2269	2241	2221	2212	2206	2212	2230	2194	2160	2120	2095	2080	2067	2063	2064	2064	2063	2065
30	2035	1981	1944	1927	1933	1949	1932	1883	1847	1821	1814	1812	1811	1819	1837	1861	1878	1885	1893
35	1650	1586	1545	1533	1556	1555	1499	1477	1450	1442	1452	1472	1472	1457	1450	1450	1450	1449	1451
40	1195	1133	1101	1102	1108	1071	1046	1047	1035	1039	1026	1025	1016	1011	1008	1003	1004	1006	1009
45	760	702	676	677	652	627	619	618	645	649	634	609	587	574	562	564	557	562	566
50	330	289	275	280	284	273	261	315	329	318	287	236	233	274	316	354	370	386	393
55	96.3	87.5	85.3	93.5	96.2	85.1	111	126	123	78.3	98.4	129	147	168	189	206	212	217	220
60	51.2	49.4	48.9	48.2	48.8	47.8	49.8	48.8	48.5	50.5	56.8	69.3	74.7	76.1	74.0	67.5	57.6	50.1	47.2
65	31.9	30.0	29.0	28.7	28.2	27.7	27.6	28.5	28.5	28.2	28.1	27.7	29.5	30.6	31.3	31.9	32.1	32.2	32.0
70	14.2	13.3	12.8	12.2	12.2	12.5	12.4	11.9	11.7	13.4	15.2	16.6	17.2	17.5	17.4	17.3	17.2	17.0	16.9
75	2.57	2.23	2.25	2.16	3.16	3.07	2.45	4.10	5.79	6.31	6.44	6.23	5.61	4.74	3.78	2.94	2.29	1.84	1.72
80	0.43	0.40	0.40	0.51	0.59	0.77	1.02	1.22	1.00	0.75	0.62	0.49	0.37	0.27	0.18	0.11	0.05	0.01	0.00
85	0.13	0.13	0.25	0.40	0.40	0.17	0.00	0.00	0.00	0.00	0.00	0.00	0.00	0.00	0.00	0.00	0.00	0.00	0.00
90	0.08	0.00	0.00	0.00	0.00	0.00	0.00	0.00	0.00	0.00	0.00	0.00	0.00	0.00	0.00	0.00	0.00	0.00	0.00

C Range: 0 - 360DEG γ Range: 0 - 90DEG
 C Interval: 5.0DEG γ Interval: 0.5DEG
 Test Speed: HIGH Test System:EVERFINE GO-2000B_V1 SYSTEM V2.0.287
 Temperature:25.3DEG Humidity:65.0%
 Operators: Test Distance:8.000m [K=1.0000]
 Test Date:2016-03-21 Remarks:

LUMINOUS DISTRIBUTION INTENSITY DATA

Test:U:220.2V I:1.830A P:394.0W PF:0.9780 Lamp Flux:37707.9x1 lm		
NAME: LED FLOOD LIGHT	TYPE:IP65	WEIGHT:5
SPEC.:PHILIPS 3030	DIM.:	SERIAL No.:
MFR.: QINHAN LIGHTING	SUR.:	PROTECTION ANGLE:

Table--2

UNIT: x10cd

C(DEG) γ (DEG)	95	100	105	110	115	120	125	130	135	140	145	150	155	160	165	170	175	180	185
0	2430	2430	2430	2430	2430	2430	2430	2430	2430	2430	2430	2430	2430	2430	2430	2430	2430	2430	2430
5	2419	2416	2413	2412	2411	2411	2411	2411	2411	2412	2413	2415	2416	2417	2419	2420	2421	2422	2421
10	2410	2408	2408	2406	2405	2405	2403	2401	2400	2403	2406	2405	2402	2401	2402	2403	2405	2406	2406
15	2404	2405	2400	2394	2390	2387	2390	2388	2390	2392	2396	2399	2399	2401	2404	2406	2410	2415	2416
20	2234	2237	2241	2247	2263	2285	2315	2357	2371	2362	2356	2355	2361	2367	2374	2383	2395	2408	2407
25	2063	2061	2062	2062	2067	2081	2100	2128	2166	2221	2286	2261	2248	2252	2267	2293	2325	2362	2345
30	1888	1886	1873	1855	1839	1833	1838	1856	1881	1901	1949	2012	2027	2025	2034	2056	2097	2154	2126
35	1452	1461	1467	1474	1487	1511	1532	1510	1512	1527	1558	1605	1643	1672	1678	1686	1717	1776	1754
40	1011	1017	1018	1025	1039	1059	1070	1094	1103	1120	1124	1156	1184	1241	1239	1235	1264	1326	1300
45	571	572	572	584	595	611	640	669	702	703	691	702	724	754	797	783	807	869	847
50	393	380	360	328	289	243	241	308	343	364	362	314	317	358	371	362	375	422	408
55	221	216	211	195	173	152	132	103	79.5	134	148	129	98.0	114	124	108	113	123	123
60	50.1	57.5	67.2	75.6	77.9	75.9	72.4	58.2	51.3	50.0	51.1	55.0	51.9	52.4	53.1	53.9	53.9	55.6	55.8
65	32.0	31.9	31.7	31.4	30.3	29.6	28.0	28.8	29.3	30.0	31.1	31.0	31.2	32.0	33.2	34.2	35.6	37.3	37.4
70	17.0	17.1	17.3	17.4	17.3	17.3	16.8	15.8	14.6	13.3	14.0	14.6	15.0	15.6	16.0	16.8	17.7	18.7	19.0
75	1.86	2.29	2.95	3.75	4.63	5.54	6.24	6.68	6.73	6.58	5.24	3.27	3.83	4.71	3.36	3.88	4.27	4.55	5.08
80	0.01	0.05	0.11	0.18	0.25	0.34	0.43	0.55	0.68	1.01	1.46	1.22	0.90	0.67	0.64	0.51	0.54	0.58	0.61
85	0.00	0.00	0.00	0.00	0.00	0.00	0.00	0.00	0.00	0.00	0.00	0.00	0.21	0.51	0.54	0.33	0.15	0.17	0.15
90	0.00	0.00	0.00	0.00	0.00	0.00	0.00	0.00	0.00	0.00	0.00	0.00	0.00	0.00	0.00	0.00	0.00	0.12	0.00

C Range: 0 - 360DEG
 C Interval: 5.0DEG
 Test Speed: HIGH
 Temperature:25.3DEG
 Operators:
 Test Date:2016-03-21

γ Range: 0 - 90DEG
 γ Interval: 0.5DEG
 Test System:EVERFINE GO-2000B_V1 SYSTEM V2.0.287
 Humidity:65.0%
 Test Distance:8.000m [K=1.0000]
 Remarks:

LUMINOUS DISTRIBUTION INTENSITY DATA

Test:U:220.2V I:1.830A P:394.0W PF:0.9780 Lamp Flux:37707.9x1 lm		
NAME: LED FLOOD LIGHT	TYPE:IP65	WEIGHT:5
SPEC.:PHILIPS 3030	DIM.:	SERIAL No.:
MFR.: QINHAN LIGHTING	SUR.:	PROTECTION ANGLE:

Table--3

UNIT: x10cd

C(DEG)\ γ (DEG)	190	195	200	205	210	215	220	225	230	235	240	245	250	255	260	265	270	275	280
0	2430	2430	2430	2430	2430	2430	2430	2430	2430	2430	2430	2430	2430	2430	2430	2430	2430	2430	2430
5	2420	2418	2417	2415	2413	2411	2410	2408	2408	2408	2406	2405	2407	2409	2411	2412	2414	2416	2417
10	2406	2405	2406	2408	2412	2412	2409	2404	2402	2403	2403	2399	2399	2397	2397	2400	2399	2398	2395
15	2418	2421	2422	2423	2422	2416	2410	2407	2404	2406	2398	2390	2391	2389	2389	2389	2383	2378	2382
20	2407	2409	2412	2415	2411	2410	2421	2428	2408	2375	2354	2343	2326	2318	2313	2307	2302	2297	2304
25	2335	2332	2340	2355	2365	2382	2344	2305	2276	2263	2252	2244	2244	2238	2231	2226	2222	2217	2219
30	2111	2114	2142	2175	2162	2130	2109	2093	2092	2087	2095	2118	2136	2151	2149	2147	2142	2136	2133
35	1760	1782	1820	1837	1796	1787	1781	1793	1817	1864	1844	1818	1811	1795	1778	1761	1751	1748	1756
40	1307	1353	1388	1372	1370	1375	1404	1414	1413	1404	1406	1392	1383	1379	1376	1367	1361	1354	1354
45	861	910	901	903	923	945	956	962	949	953	961	956	956	963	969	971	971	958	950
50	436	471	464	476	510	544	547	536	524	514	553	606	633	652	664	669	670	661	650
55	142	152	164	171	217	240	221	192	248	294	338	368	378	376	374	372	370	367	366
60	58.4	60.4	62.1	68.5	85.5	70.5	76.5	107	129	151	158	153	133	110	89.6	75.4	69.8	74.1	87.2
65	37.9	39.5	40.1	41.7	43.5	44.1	45.9	51.6	54.6	45.9	47.2	48.0	48.7	48.9	49.0	49.2	48.8	48.1	47.3
70	19.4	20.4	21.2	22.5	23.5	23.6	23.9	26.5	27.9	28.2	28.6	28.5	28.6	28.5	28.1	28.1	27.8	27.4	27.1
75	5.63	5.87	7.55	6.88	8.21	10.7	11.7	12.3	11.9	11.1	10.4	9.49	8.88	8.21	7.43	6.96	6.76	6.69	6.81
80	0.64	0.86	0.80	1.42	2.38	2.42	1.29	0.96	0.99	1.04	1.04	0.88	0.68	0.43	0.20	0.05	0.00	0.05	0.18
85	0.17	0.19	0.17	0.09	0.00	0.00	0.00	0.00	0.00	0.00	0.00	0.00	0.00	0.00	0.00	0.00	0.00	0.00	0.00
90	0.00	0.00	0.00	0.00	0.00	0.00	0.00	0.00	0.00	0.00	0.00	0.00	0.00	0.00	0.00	0.00	0.00	0.00	0.00

C Range: 0 - 360DEG
C Interval: 5.0DEG
Test Speed: HIGH
Temperature:25.3DEG
Operators:
Test Date:2016-03-21

γ Range: 0 - 90DEG
γ Interval: 0.5DEG
Test System:EVERFINE GO-2000B_V1 SYSTEM V2.0.287
Humidity:65.0%
Test Distance:8.000m [K=1.0000]
Remarks:

LUMINOUS DISTRIBUTION INTENSITY DATA

Test:U:220.2V I:1.830A P:394.0W PF:0.9780 Lamp Flux:37707.9x1 lm		
NAME: LED FLOOD LIGHT	TYPE:IP65	WEIGHT:5
SPEC.:PHILIPS 3030	DIM.:	SERIAL No.:
MFR.: QINHAN LIGHTING	SUR.:	PROTECTION ANGLE:

Table--4

UNIT: x10cd

C(DEG) γ (DEG)	285	290	295	300	305	310	315	320	325	330	335	340	345	350	355				
0	2430	2430	2430	2430	2430	2430	2430	2430	2430	2430	2430	2430	2430	2430	2430				
5	2415	2414	2413	2413	2413	2411	2409	2408	2407	2407	2407	2407	2408	2409	2409				
10	2397	2396	2393	2395	2397	2401	2403	2404	2405	2403	2402	2401	2401	2400	2400				
15	2382	2386	2389	2391	2399	2398	2398	2401	2404	2405	2405	2406	2409	2412	2415				
20	2309	2315	2329	2341	2357	2380	2397	2398	2392	2382	2382	2385	2392	2401	2411				
25	2218	2219	2219	2215	2225	2241	2253	2281	2320	2307	2276	2265	2265	2274	2286				
30	2114	2103	2069	2051	2036	2031	2029	2026	2034	2071	2057	2026	2009	2002	2011				
35	1763	1766	1771	1786	1798	1751	1720	1698	1688	1698	1711	1698	1648	1620	1622				
40	1351	1342	1344	1352	1345	1349	1349	1327	1293	1266	1255	1262	1217	1181	1173				
45	931	922	917	904	898	893	902	895	883	838	813	800	800	755	741				
50	627	608	567	509	463	476	484	495	483	451	404	381	373	336	315				
55	363	357	340	307	265	210	158	185	205	174	139	124	120	106	93.1				
60	106	126	140	142	133	108	81.3	60.7	59.3	68.7	56.9	55.2	53.2	52.2	50.8				
65	46.5	45.1	43.3	41.4	39.2	44.4	40.0	36.6	35.9	35.0	33.8	33.6	33.7	32.6	32.1				
70	26.8	26.2	25.4	24.5	23.6	22.0	19.9	17.5	17.9	17.9	16.9	16.0	15.8	15.2	14.8				
75	7.17	7.64	7.97	8.45	8.97	9.16	9.01	8.55	7.72	5.52	4.56	5.20	3.52	3.49	2.86				
80	0.36	0.55	0.66	0.69	0.70	0.69	0.60	0.86	1.71	1.50	0.91	0.57	0.59	0.46	0.45				
85	0.00	0.00	0.00	0.00	0.00	0.00	0.00	0.00	0.00	0.00	0.00	0.07	0.14	0.16	0.14	0.13			
90	0.00	0.00	0.00	0.00	0.00	0.00	0.00	0.00	0.00	0.00	0.00	0.00	0.00	0.00	0.00				

C Range: 0 - 360DEG
 C Interval: 5.0DEG
 Test Speed: HIGH
 Temperature:25.3DEG
 Operators:
 Test Date:2016-03-21

γ Range: 0 - 90DEG
 γ Interval: 0.5DEG
 Test System:EVERFINE GO-2000B_V1 SYSTEM V2.0.287
 Humidity:65.0%
 Test Distance:8.000m [K=1.0000]
 Remarks: