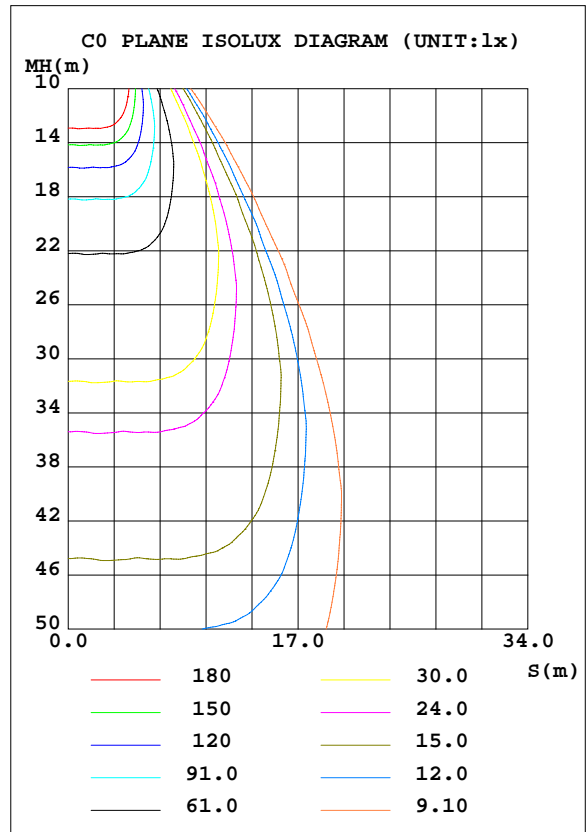
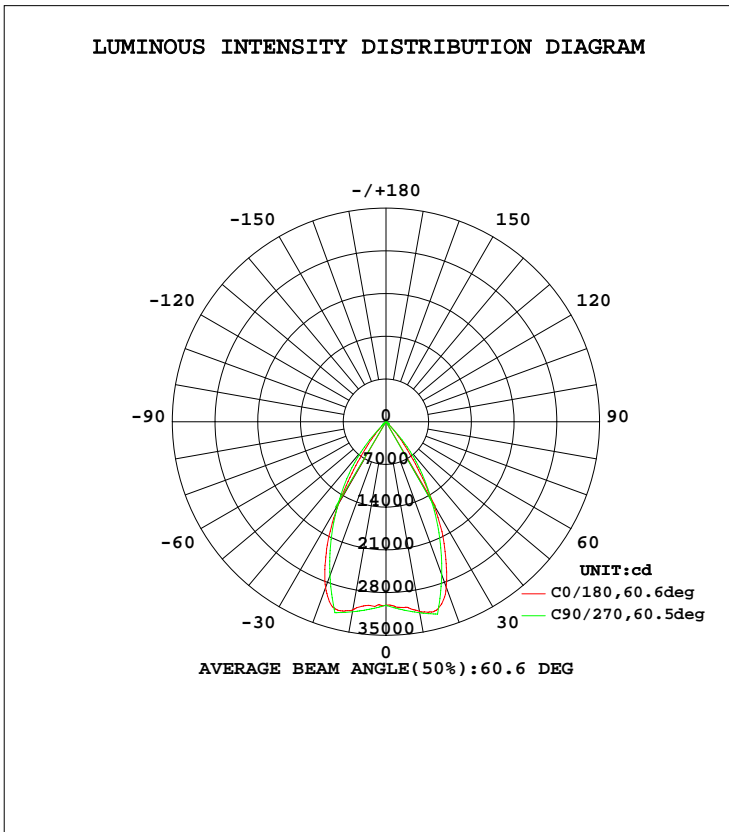


LUMINAIRE PHOTOMETRIC TEST REPORT

Test:U:220.0V I:1.390A P:296.9W PF:0.9710 Lamp Flux:28429.5x1 lm		
NAME: LED FLOOD LIGHT	TYPE:IP65	WEIGHT:3
SPEC.:PHILIPS 3030	DIM.:	SERIAL No.:
MFR.: QINHAN LIGHTING	SUR.:	PROTECTION ANGLE:

DATA OF LAMP		PHOTOMETRIC DATA Eff: 95.75 lm/W			
MODEL	QH-FLXH06-300W	I <sub>max</sub> (cd)	32628	S/MH(C0/180)	0.89
NOMINAL POWER(W)	400	LOR(%)	100.0	S/MH(C90/270)	0.92
RATED VOLTAGE(V)	220	TOTAL FLUX(lm)	28429	η UP, DN(C0-180)	0.0, 49.3
NOMINAL FLUX(lm)	28429.5	CIE CLASS	DIRECT	η UP, DN(C180-360)	0.0, 50.7
LAMPS INSIDE	1	η up(%)	0.0	CIBSE SHR NOM	0.75
TEST VOLTAGE(V)	220.2	η down(%)	100.0	CIBSE SHR MAX	0.90



C Range: 0 - 360DEG  
 C Interval: 5.0DEG  
 Test Speed: HIGH  
 Temperature:25.3DEG  
 Operators:  
 Test Date:2016-03-14

γ Range: 0 - 90DEG  
 γ Interval: 0.5DEG  
 Test System:EVERFINE GO-2000B\_V1 SYSTEM V2.0.287  
 Humidity:65.0%  
 Test Distance:8.000m [K=1.0000]  
 Remarks:

ZONAL FLUX DIAGRAM

ZONAL FLUX DIAGRAM:

γ	C0	C45	C90	C135	C180	C225	C270	C315	γ	Φ zone	Φ total	lum,lamp
5	3053	3090	3092	3080	3022	3079	3084	3089	0- 5	729.2	729.2	2.56,2.56
10	3155	3119	3177	3106	3130	3109	3161	3125	5- 10	2222	2951	10.4,10.4
15	3196	3085	3263	3083	3179	3087	3239	3091	10- 15	3733	6684	23.5,23.5
20	2885	2860	2670	2871	2896	2885	2685	2868	15- 20	4908	11591	40.8,40.8
25	2273	2169	2077	2185	2302	2237	2130	2206	20- 25	5177	16768	59,59
30	1554	1462	1484	1472	1553	1528	1576	1513	25- 30	4615	21384	75.2,75.2
35	842.1	824.4	1012	829.3	809.7	878.6	1086	885.9	30- 35	3424	24808	87.3,87.3
40	367.3	350.3	539.7	353.9	346.8	387.4	596.3	409.3	35- 40	2119	26927	94.7,94.7
45	84.31	161.2	67.59	162.7	73.78	180.0	106.4	199.7	40- 45	997.3	27925	98.2,98.2
50	23.83	54.08	47.65	53.43	23.78	63.21	73.84	71.73	45- 50	276.0	28201	99.2,99.2
55	13.16	12.69	27.72	13.40	13.07	13.94	41.28	14.49	50- 55	108.0	28309	99.6,99.6
60	7.139	7.999	7.786	8.477	7.317	8.802	8.718	9.067	55- 60	58.83	28367	99.8,99.8
65	3.884	4.398	5.564	4.635	4.082	4.828	6.183	4.940	60- 65	30.12	28398	99.9,99.9
70	2.050	2.245	3.341	2.346	2.189	2.417	3.649	2.473	65- 70	17.97	28415	100,100
75	0.9400	1.238	1.119	1.307	1.009	1.288	1.114	1.315	70- 75	9.687	28425	100,100
80	0.3393	0.3754	0	0.4026	0.3803	0.3315	0	0.3444	75- 80	3.581	28429	100,100
85	0.0904	0	0	0	0.1169	0	0	0	80- 85	0.6343	28429	100,100
90	0.0563	0	0	0	0.0673	0	0	0	85- 90	0.0799	28429	100,100
95									90- 95			
100									95-100			
105									100-105			
110									105-110			
115									110-115			
120									115-120			
125									120-125			
130									125-130			
135									130-135			
140									135-140			
145									140-145			
150									145-150			
155									150-155			
160									155-160			
165									160-165			
170									165-170			
175									170-175			
180									175-180			
DEG	LUMINOUS INTENSITY:×10cd								UNIT:lm			

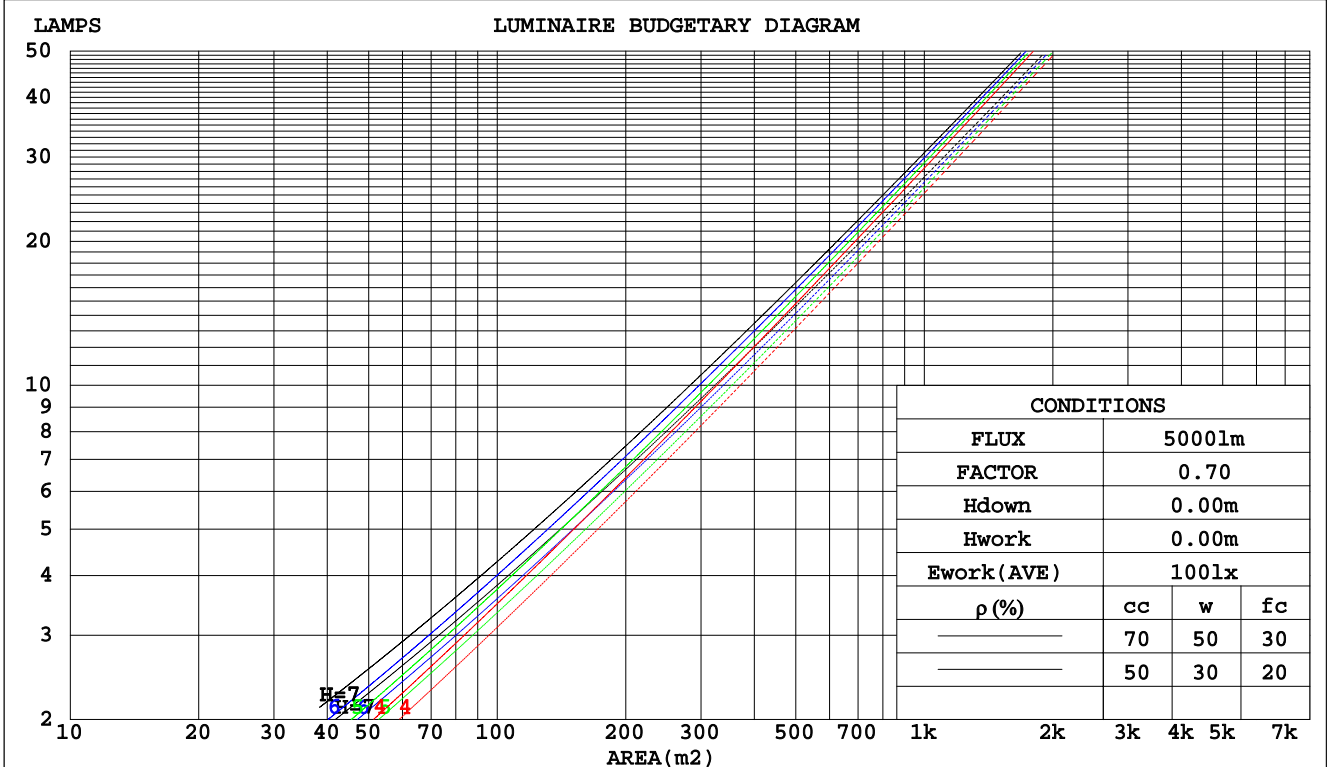
C Range: 0 - 360DEG  
 C Interval: 5.0DEG  
 Test Speed: HIGH  
 Temperature:25.3DEG  
 Operators:  
 Test Date:2016-03-14

γ Range: 0 - 90DEG  
 γ Interval: 0.5DEG  
 Test System:EVERFINE GO-2000B\_V1 SYSTEM V2.0.287  
 Humidity:65.0%  
 Test Distance:8.000m [K=1.0000]  
 Remarks:

CU AND LUMINAIRE BUDGETARY ESTIMATE DIAGRAM

Test:U:220.0V I:1.390A P:296.9W PF:0.9710 Lamp Flux:28429.5x1 lm		
NAME: LED FLOOD LIGHT	TYPE:IP65	WEIGHT:3
SPEC.:PHILIPS 3030	DIM.:	SERIAL No.:
MFR.: QINHAN LIGHTING	SUR.:	PROTECTION ANGLE:

pcc	80%			70%			50%			30%			10%			0
pw	50%	30%	10%	50%	30%	10%	50%	30%	10%	50%	30%	10%	50%	30%	10%	0
pfc	20%			20%			20%			20%			20%			0
RCR	RCR:Room Cavity Ratio															
	Coefficients of Utilization(CU)															
0.0	1.19	1.19	1.19	1.16	1.16	1.16	1.11	1.11	1.11	1.06	1.06	1.06	1.02	1.02	1.02	1.00
1.0	1.11	1.09	1.06	1.09	1.07	1.05	1.05	1.03	1.01	1.01	.00	.98	.98	.97	.96	.94
2.0	1.04	.00	.96	1.02	.98	.95	.99	.96	.93	.96	.93	.91	.93	.91	.89	.88
3.0	.97	.92	.88	.95	.91	.87	.93	.89	.86	.90	.87	.85	.88	.86	.83	.82
4.0	.91	.85	.81	.90	.85	.81	.87	.83	.80	.85	.82	.79	.84	.80	.78	.76
5.0	.85	.79	.75	.84	.79	.75	.82	.78	.74	.81	.77	.74	.79	.76	.73	.72
6.0	.80	.74	.70	.79	.74	.70	.78	.73	.69	.76	.72	.69	.75	.71	.68	.67
7.0	.75	.70	.65	.75	.69	.65	.73	.69	.65	.72	.68	.65	.71	.67	.64	.63
8.0	.71	.65	.61	.71	.65	.61	.70	.64	.61	.68	.64	.61	.68	.63	.60	.59
9.0	.67	.62	.58	.67	.61	.58	.66	.61	.57	.65	.60	.57	.64	.60	.57	.56
10.0	.64	.58	.54	.63	.58	.54	.62	.57	.54	.62	.57	.54	.61	.57	.54	.52



C Range: 0 - 360DEG  
 C Interval: 5.0DEG  
 Test Speed: HIGH  
 Temperature:25.3DEG  
 Operators:  
 Test Date:2016-03-14

γ Range: 0 - 90DEG  
 γ Interval: 0.5DEG  
 Test System:EVERFINE GO-2000B\_V1 SYSTEM V2.0.287  
 Humidity:65.0%  
 Test Distance:8.000m [K=1.0000]  
 Remarks:

WEC AND CCEC

Test:U:220.0V I:1.390A P:296.9W PF:0.9710 Lamp Flux:28429.5x1 lm		
NAME: LED FLOOD LIGHT	TYPE:IP65	WEIGHT:3
SPEC.:PHILIPS 3030	DIM.:	SERIAL No.:
MFR.: QINHAN LIGHTING	SUR.:	PROTECTION ANGLE:

ρcc	80%			70%			50%			30%			10%			0
ρw	50%	30%	10%	50%	30%	10%	50%	30%	10%	50%	30%	10%	50%	30%	10%	0
ρfc	20%			20%			20%			20%			20%			0
RCR	RCR:Room Cavity Ratio						Wall Exitance Coefficients(WEC)									
0.0																
1.0	.173	.099	.031	.167	.095	.030	.154	.088	.028	.143	.082	.026	.132	.076	.025	
2.0	.166	.091	.028	.160	.088	.027	.150	.083	.026	.140	.079	.025	.131	.074	.023	
3.0	.158	.084	.025	.154	.082	.025	.145	.078	.024	.136	.075	.023	.128	.071	.022	
4.0	.151	.078	.023	.147	.077	.023	.139	.074	.022	.132	.071	.021	.125	.068	.021	
5.0	.144	.073	.021	.141	.072	.021	.134	.070	.021	.127	.067	.020	.122	.065	.020	
6.0	.138	.069	.020	.135	.068	.020	.129	.066	.019	.123	.064	.019	.118	.062	.018	
7.0	.132	.065	.018	.129	.064	.018	.124	.063	.018	.119	.061	.018	.114	.059	.017	
8.0	.126	.062	.017	.124	.061	.017	.119	.060	.017	.115	.058	.017	.111	.057	.017	
9.0	.121	.059	.016	.119	.058	.016	.115	.057	.016	.111	.056	.016	.107	.054	.016	
10.0	.117	.056	.016	.115	.055	.015	.111	.054	.015	.107	.053	.015	.104	.052	.015	

ρcc	80%			70%			50%			30%			10%			0
ρw	50%	30%	10%	50%	30%	10%	50%	30%	10%	50%	30%	10%	50%	30%	10%	0
ρfc	20%			20%			20%			20%			20%			0
RCR	RCR:Room Cavity Ratio						Ceiling Cavity Exitance Coefficients(CCEC)									
0.0	.190	.190	.190	.163	.163	.163	.111	.111	.111	.064	.064	.064	.020	.020	.020	
1.0	.171	.157	.145	.146	.135	.125	.100	.093	.086	.058	.054	.050	.018	.017	.016	
2.0	.155	.133	.113	.133	.114	.098	.091	.079	.068	.053	.046	.040	.017	.015	.013	
3.0	.143	.114	.090	.123	.098	.078	.084	.068	.055	.049	.040	.032	.016	.013	.011	
4.0	.133	.099	.073	.114	.085	.063	.078	.059	.045	.045	.035	.026	.015	.011	.009	
5.0	.124	.087	.060	.106	.075	.052	.073	.053	.037	.042	.031	.022	.014	.010	.007	
6.0	.117	.078	.050	.100	.067	.044	.069	.047	.031	.040	.028	.018	.013	.009	.006	
7.0	.110	.070	.042	.095	.061	.037	.065	.043	.026	.038	.025	.016	.012	.008	.005	
8.0	.105	.064	.036	.090	.056	.032	.062	.039	.022	.036	.023	.013	.012	.008	.004	
9.0	.100	.059	.031	.086	.051	.027	.059	.036	.019	.035	.021	.012	.011	.007	.004	
10.0	.095	.055	.028	.082	.047	.024	.057	.033	.017	.033	.020	.010	.011	.006	.003	

C Range: 0 - 360DEG  
 C Interval: 5.0DEG  
 Test Speed: HIGH  
 Temperature:25.3DEG  
 Operators:  
 Test Date:2016-03-14

γ Range: 0 - 90DEG  
 γ Interval: 0.5DEG  
 Test System:EVERFINE GO-2000B\_V1 SYSTEM V2.0.287  
 Humidity:65.0%  
 Test Distance:8.000m [K=1.0000]  
 Remarks:

UGR(Unified Glare Rating) Table

Test:U:220.0V I:1.390A P:296.9W PF:0.9710 Lamp Flux:28429.5x1 lm										
NAME: LED FLOOD LIGHT					TYPE:IP65			WEIGHT:3		
SPEC.:PHILIPS 3030					DIM.:			SERIAL No.:		
MFR.: QINHAN LIGHTING					SUR.:			PROTECTION ANGLE:		
ceiling/cavity	0.7	0.7	0.5	0.5	0.3	0.7	0.7	0.5	0.5	0.3
walls	0.5	0.3	0.5	0.3	0.3	0.5	0.3	0.5	0.3	0.3
working plane	0.2	0.2	0.2	0.2	0.2	0.2	0.2	0.2	0.2	0.2
Room dimensions	Viewed crosswise					Viewed endwise				
x = 2H y = 2H	26.6	27.5	26.8	27.7	27.8	27.9	28.8	28.1	29.0	29.1
3H	26.4	27.3	26.7	27.5	27.7	27.7	28.6	28.0	28.8	29.0
4H	26.3	27.1	26.6	27.4	27.6	27.6	28.4	27.9	28.6	28.9
6H	26.2	27.0	26.5	27.2	27.5	27.5	28.3	27.8	28.5	28.8
8H	26.2	26.9	26.5	27.2	27.4	27.5	28.2	27.8	28.5	28.7
12H	26.1	26.8	26.5	27.1	27.4	27.4	28.1	27.8	28.4	28.7
4H 2H	26.3	27.1	26.6	27.4	27.6	27.6	28.4	27.9	28.6	28.9
3H	26.2	26.8	26.5	27.1	27.4	27.4	28.1	27.8	28.4	28.7
4H	26.1	26.7	26.4	27.0	27.3	27.4	28.0	27.7	28.3	28.6
6H	26.0	26.5	26.3	26.8	27.2	27.3	27.8	27.6	28.1	28.5
8H	25.9	26.4	26.3	26.8	27.1	27.2	27.7	27.6	28.1	28.4
12H	25.9	26.3	26.3	26.7	27.1	27.2	27.6	27.6	28.0	28.4
8H 4H	25.9	26.4	26.3	26.8	27.1	27.2	27.7	27.6	28.1	28.4
6H	25.8	26.2	26.2	26.6	27.0	27.1	27.5	27.5	27.9	28.3
8H	25.8	26.1	26.2	26.5	27.0	27.0	27.4	27.5	27.8	28.3
12H	25.7	26.0	26.2	26.5	26.9	27.0	27.3	27.5	27.7	28.2
12H 4H	25.9	26.3	26.3	26.7	27.1	27.2	27.6	27.6	28.0	28.4
6H	25.8	26.1	26.2	26.5	27.0	27.0	27.4	27.5	27.8	28.3
8H	25.7	26.0	26.2	26.5	26.9	27.0	27.3	27.5	27.7	28.2
Variations with the observer position at spacings:										
S = 1.0H	+ 3.9 / -16.0					+ 3.5 / -15.9				
1.5H	+ 6.6 / -13.4					+ 6.3 / -14.3				
2.0H	+ 7.7 / - 6.5					+ 5.5 / - 6.8				

CIE Pub.117 Corrected 28429 lm Total Lamp Luminous Flux.(8log(F/F0) = 11.6)

C Range: 0 - 360DEG  
 C Interval: 5.0DEG  
 Test Speed: HIGH  
 Temperature:25.3DEG  
 Operators:  
 Test Date:2016-03-14

γ Range: 0 - 90DEG  
 γ Interval: 0.5DEG  
 Test System:EVERFINE GO-2000B\_V1 SYSTEM V2.0.287  
 Humidity:65.0%  
 Test Distance:8.000m [K=1.0000]  
 Remarks:

UTILIZATION FACTORS TABLE

Test:U:220.0V I:1.390A P:296.9W PF:0.9710 Lamp Flux:28429.5x1 lm		
NAME: LED FLOOD LIGHT	TYPE:IP65	WEIGHT:3
SPEC.:PHILIPS 3030	DIM.:	SERIAL No.:
MFR.: QINHAN LIGHTING	SUR.:	PROTECTION ANGLE:

REFLECTANCE										
Ceiling	0.8	0.8	0.8	0.7	0.7	0.7	0.5	0.5	0.5	0
Walls	0.7	0.5	0.3	0.7	0.5	0.3	0.7	0.5	0.3	0
Working plane	0.2	0.2	0.2	0.2	0.2	0.2	0.2	0.2	0.2	0
ROOM INDEX	UTILIZATION FACTORS(PERCENT) $k(RI) \times RCR = 5$									
k = 0.60	88	82	78	88	82	78	87	82	78	75
0.80	96	90	86	95	90	86	94	89	86	82
1.00	100	95	91	99	94	91	98	94	90	86
1.25	104	99	96	103	98	95	101	97	94	90
1.50	106	102	99	105	101	98	103	100	97	93
2.00	109	105	102	108	104	101	105	102	100	95
2.50	111	107	104	109	106	103	106	103	101	95
3.00	112	109	106	110	107	105	107	105	103	97
4.00	114	111	109	112	110	108	108	107	105	98
5.00	115	113	111	113	111	110	109	108	107	99
ROOM INDEX	UF(total)									Direct
According to DIN EN 13032-2 2004			Suspended				SHRNOM = 1.25			

C Range: 0 - 360DEG  
 C Interval: 5.0DEG  
 Test Speed: HIGH  
 Temperature:25.3DEG  
 Operators:  
 Test Date:2016-03-14

$\gamma$  Range: 0 - 90DEG  
 $\gamma$  Interval: 0.5DEG  
 Test System:EVERFINE GO-2000B\_V1 SYSTEM V2.0.287  
 Humidity:65.0%  
 Test Distance:8.000m [K=1.0000]  
 Remarks:

ISOCANDELA DIAGRAM

Test:U:220.0V I:1.390A P:296.9W PF:0.9710 Lamp Flux:28429.5x1 lm		
NAME: LED FLOOD LIGHT	TYPE:IP65	WEIGHT:3
SPEC.:PHILIPS 3030	DIM.:	SERIAL No.:
MFR.: QINHAN LIGHTING	SUR.:	PROTECTION ANGLE:

Conical surface Flux(90deg):

27925 lm

%lum = 98.2%

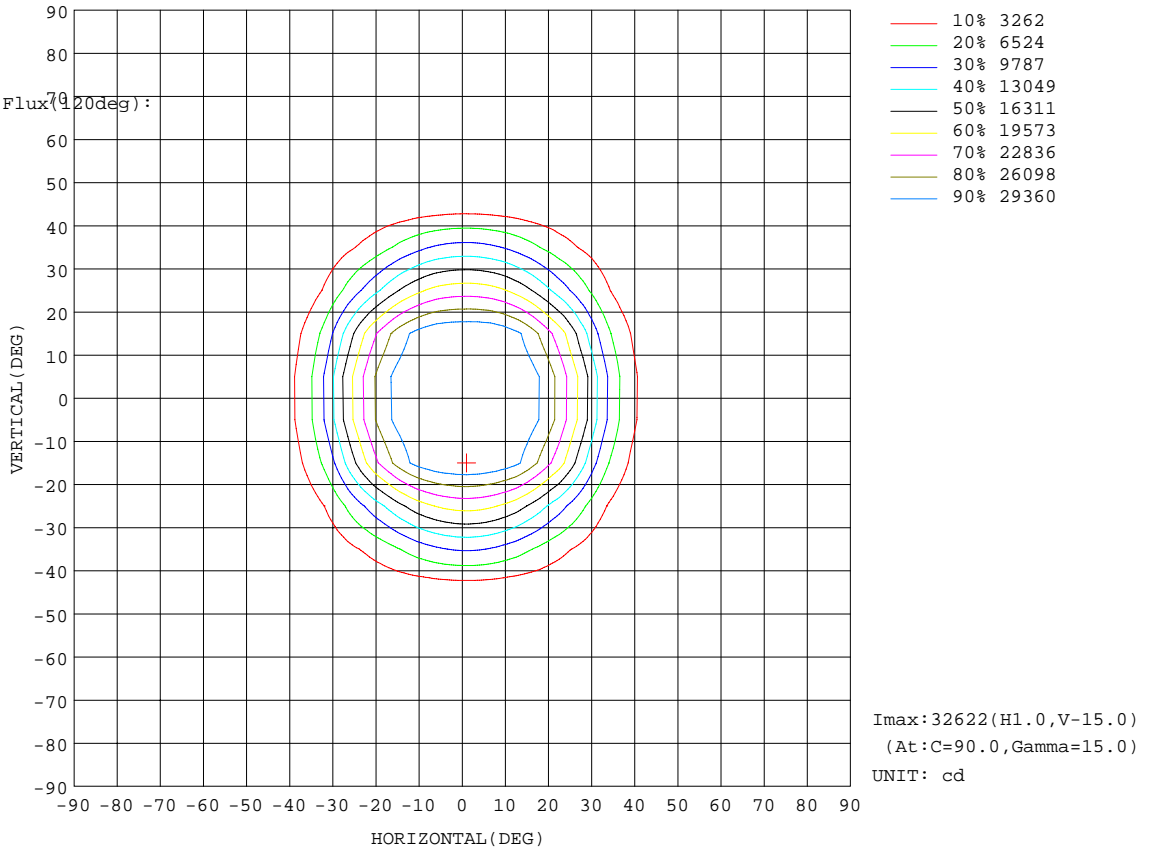
%lamp = 98.2%

Conical surface Flux(70deg):

28367 lm

%lum = 99.8%

%lamp = 99.8%

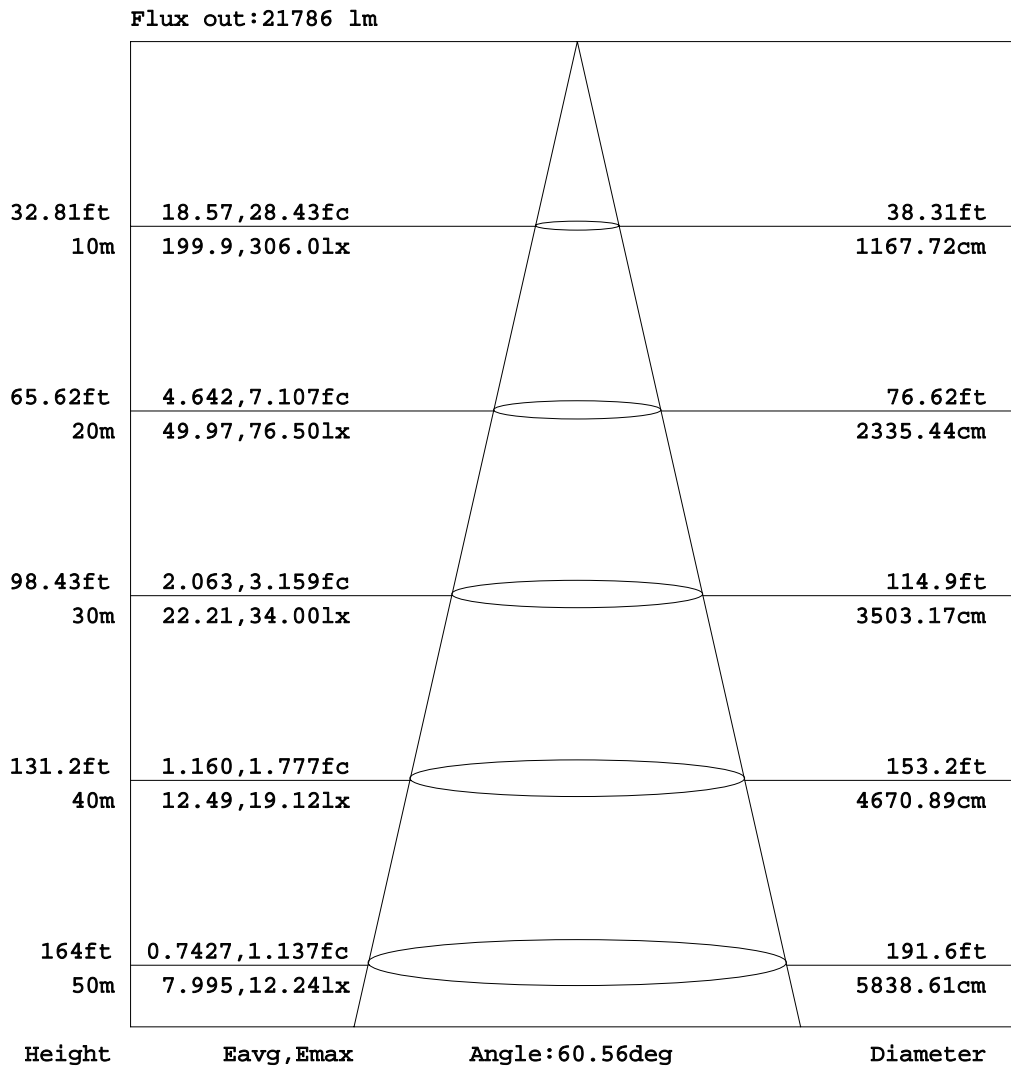


C Range: 0 - 360DEG  
 C Interval: 5.0DEG  
 Test Speed: HIGH  
 Temperature: 25.3DEG  
 Operators:  
 Test Date: 2016-03-14

γ Range: 0 - 90DEG  
 γ Interval: 0.5DEG  
 Test System: EVERFINE GO-2000B\_V1 SYSTEM V2.0.287  
 Humidity: 65.0%  
 Test Distance: 8.000m [K=1.0000]  
 Remarks:

AAI Figure

Test:U:220.0V I:1.390A P:296.9W PF:0.9710 Lamp Flux:28429.5x1 lm		
NAME: LED FLOOD LIGHT	TYPE:IP65	WEIGHT:3
SPEC.:PHILIPS 3030	DIM.:	SERIAL No.:
MFR.: QINHAN LIGHTING	SUR.:	PROTECTION ANGLE:



Note:The Curves indicate the illuminated area and the average illumination when the luminaire is at different distance.

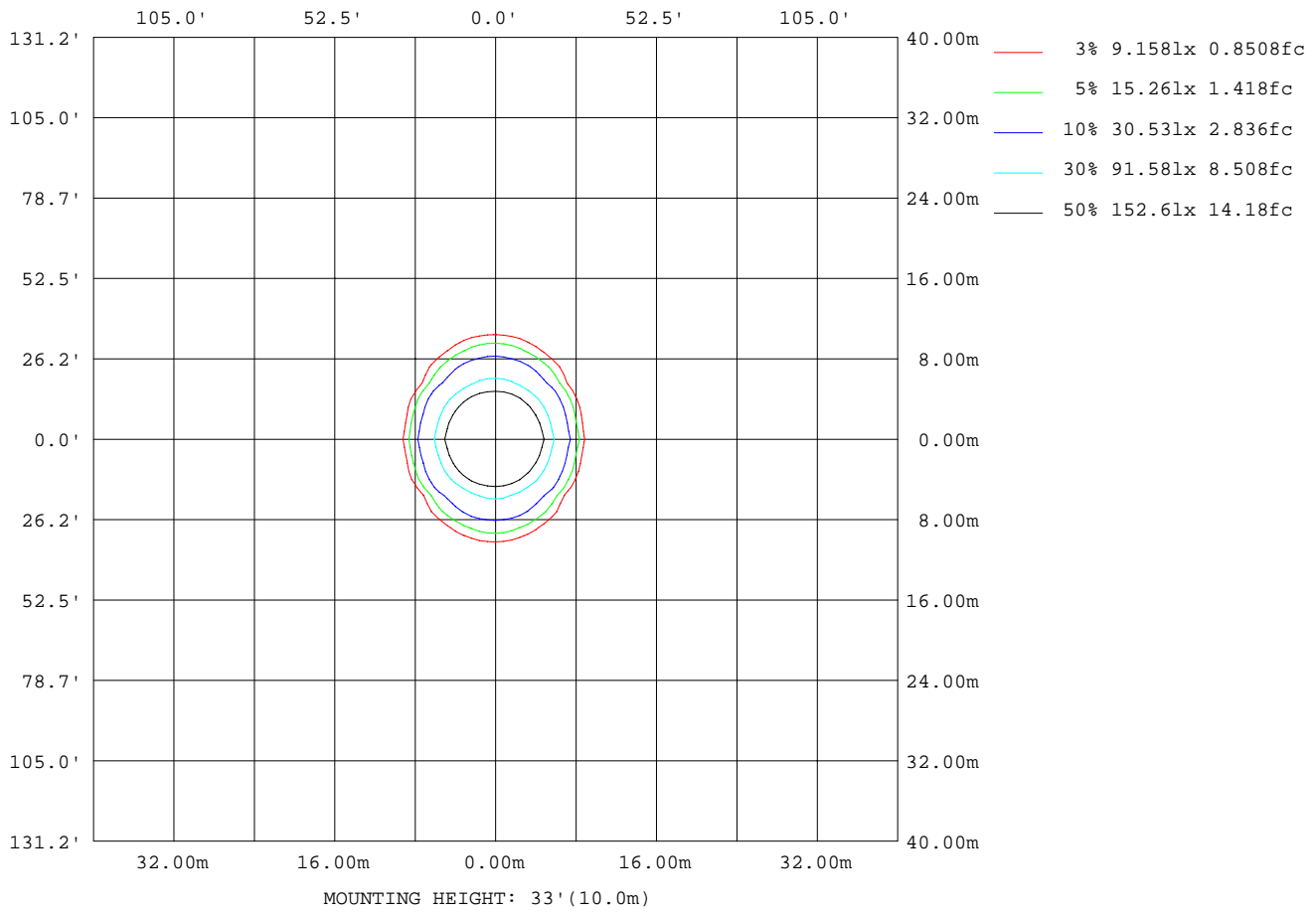
C Range: 0 - 360DEG  
 C Interval: 5.0DEG  
 Test Speed: HIGH  
 Temperature:25.3DEG  
 Operators:  
 Test Date:2016-03-14

γ Range: 0 - 90DEG  
 γ Interval: 0.5DEG  
 Test System:EVERFINE GO-2000B\_V1 SYSTEM V2.0.287  
 Humidity:65.0%  
 Test Distance:8.000m [K=1.0000]  
 Remarks:



ISOLUX DIAGRAM

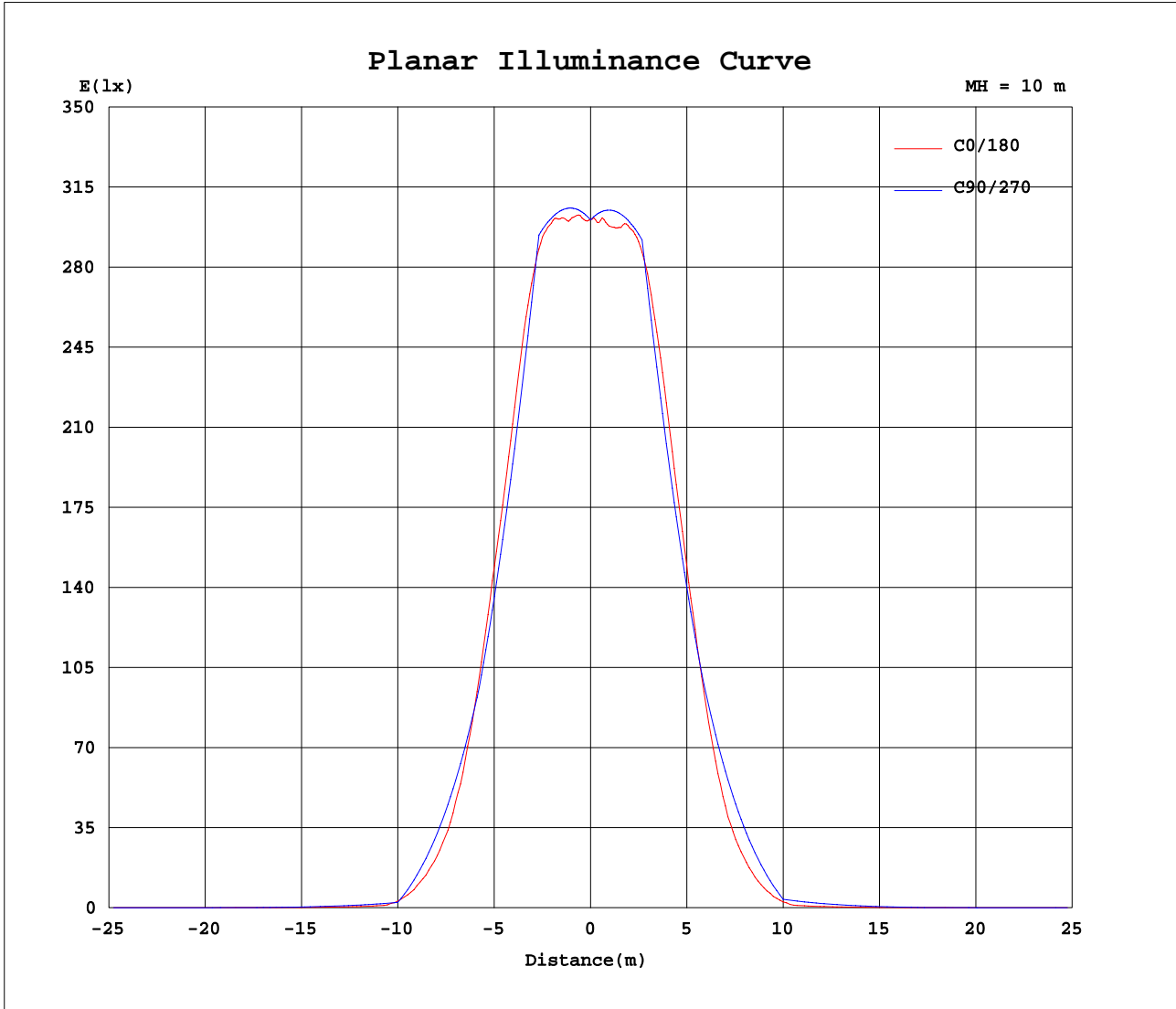
Test:U:220.0V I:1.390A P:296.9W PF:0.9710 Lamp Flux:28429.5x1 lm		
NAME: LED FLOOD LIGHT	TYPE:IP65	WEIGHT:3
SPEC.:PHILIPS 3030	DIM.:	SERIAL No.:
MFR.: QINHAN LIGHTING	SUR.:	PROTECTION ANGLE:



C Range: 0 - 360DEG  
 C Interval: 5.0DEG  
 Test Speed: HIGH  
 Temperature:25.3DEG  
 Operators:  
 Test Date:2016-03-14

γ Range: 0 - 90DEG  
 γ Interval: 0.5DEG  
 Test System:EVERFINE GO-2000B\_V1 SYSTEM V2.0.287  
 Humidity:65.0%  
 Test Distance:8.000m [K=1.0000]  
 Remarks:

Planar Illuminance Curve



C Range: 0 - 360DEG  
 C Interval: 5.0DEG  
 Test Speed: HIGH  
 Temperature: 25.3DEG  
 Operators:  
 Test Date: 2016-03-14

γ Range: 0 - 90DEG  
 γ Interval: 0.5DEG  
 Test System: EVERFINE GO-2000B\_V1 SYSTEM V2.0.287  
 Humidity: 65.0%  
 Test Distance: 8.000m [K=1.0000]  
 Remarks:

LUMINOUS DISTRIBUTION INTENSITY DATA

Test:U:220.0V I:1.390A P:296.9W PF:0.9710 Lamp Flux:28429.5x1 lm		
NAME: LED FLOOD LIGHT	TYPE:IP65	WEIGHT:3
SPEC.:PHILIPS 3030	DIM.:	SERIAL No.:
MFR.: QINHAN LIGHTING	SUR.:	PROTECTION ANGLE:

Table--1

UNIT: x10cd

C( DEG) γ (DEG)	0	5	10	15	20	25	30	35	40	45	50	55	60	65	70	75	80	85	90
0	3007	3007	3007	3007	3007	3007	3007	3007	3007	3007	3007	3007	3007	3007	3007	3007	3007	3007	3007
5	3053	3058	3062	3066	3071	3075	3079	3083	3086	3090	3091	3091	3087	3086	3085	3085	3087	3091	3092
10	3155	3149	3141	3133	3126	3121	3119	3118	3119	3119	3123	3134	3144	3155	3165	3167	3167	3172	3177
15	3196	3158	3124	3098	3080	3064	3057	3062	3071	3085	3104	3120	3149	3175	3199	3223	3242	3251	3263
20	2885	2819	2771	2739	2721	2715	2723	2753	2795	2860	2867	2823	2779	2735	2711	2689	2677	2667	2670
25	2273	2194	2145	2122	2125	2154	2203	2246	2203	2169	2148	2133	2120	2100	2083	2080	2077	2076	2077
30	1554	1470	1422	1408	1423	1478	1507	1506	1493	1462	1439	1431	1425	1434	1443	1457	1474	1483	1484
35	842	782	749	740	761	796	817	839	844	824	797	765	825	878	935	967	995	1010	1012
40	367	331	316	317	341	344	346	352	348	350	398	441	475	505	521	530	539	541	540
45	84.3	74.1	69.2	70.5	95.1	109	99.5	70.0	113	161	194	205	202	186	154	117	92.8	75.4	67.6
50	23.8	22.6	22.4	22.8	23.0	24.8	23.2	24.5	34.1	54.1	59.5	39.4	24.4	26.3	27.9	29.3	37.9	46.1	47.7
55	13.2	12.4	12.6	12.5	12.6	12.7	13.3	13.7	13.6	12.7	13.9	15.0	16.2	17.3	18.1	18.7	22.1	26.9	27.7
60	7.14	6.78	6.87	6.84	6.90	7.15	7.27	6.83	7.40	8.00	8.54	8.93	9.16	9.14	8.87	8.47	8.24	7.97	7.79
65	3.88	3.75	3.74	3.77	3.83	3.84	3.85	4.11	4.29	4.40	4.25	3.97	4.30	4.58	4.87	5.10	5.31	5.48	5.56
70	2.05	2.00	1.98	1.99	1.99	2.05	2.14	2.14	2.07	2.24	2.42	2.58	2.75	2.88	3.02	3.13	3.22	3.30	3.34
75	0.94	0.90	0.91	0.89	0.94	0.94	0.98	1.10	1.19	1.24	1.27	1.29	1.28	1.26	1.22	1.19	1.15	1.12	1.12
80	0.34	0.32	0.31	0.33	0.36	0.42	0.47	0.47	0.43	0.38	0.33	0.27	0.22	0.17	0.11	0.07	0.03	0.01	0.00
85	0.09	0.08	0.11	0.16	0.14	0.07	0.00	0.00	0.00	0.00	0.00	0.00	0.00	0.00	0.00	0.00	0.00	0.00	0.00
90	0.06	0.00	0.00	0.00	0.00	0.00	0.00	0.00	0.00	0.00	0.00	0.00	0.00	0.00	0.00	0.00	0.00	0.00	0.00

C Range: 0 - 360DEG  
 C Interval: 5.0DEG  
 Test Speed: HIGH  
 Temperature:25.3DEG  
 Operators:  
 Test Date:2016-03-14

γ Range: 0 - 90DEG  
 γ Interval: 0.5DEG  
 Test System:EVERFINE GO-2000B\_V1 SYSTEM V2.0.287  
 Humidity:65.0%  
 Test Distance:8.000m [K=1.0000]  
 Remarks:

LUMINOUS DISTRIBUTION INTENSITY DATA

Test:U:220.0V I:1.390A P:296.9W PF:0.9710 Lamp Flux:28429.5x1 lm		
NAME: LED FLOOD LIGHT	TYPE:IP65	WEIGHT:3
SPEC.:PHILIPS 3030	DIM.:	SERIAL No.:
MFR.: QINHAN LIGHTING	SUR.:	PROTECTION ANGLE:

Table--2 UNIT: x10cd

C(DEG) γ (DEG)	95	100	105	110	115	120	125	130	135	140	145	150	155	160	165	170	175	180	185
0	3007	3007	3007	3007	3007	3007	3007	3007	3007	3007	3007	3007	3007	3007	3007	3007	3007	3007	3007
5	3093	3094	3091	3084	3077	3072	3076	3079	3080	3073	3067	3060	3053	3046	3040	3034	3028	3022	3028
10	3175	3169	3158	3158	3148	3136	3123	3114	3106	3099	3094	3093	3095	3104	3112	3119	3126	3130	3126
15	3254	3239	3222	3205	3180	3151	3118	3099	3083	3067	3057	3055	3058	3071	3090	3114	3145	3179	3147
20	2670	2673	2691	2714	2738	2778	2827	2877	2871	2816	2775	2740	2726	2728	2746	2781	2831	2896	2836
25	2075	2071	2075	2080	2096	2115	2133	2162	2185	2227	2280	2223	2167	2143	2143	2166	2220	2302	2231
30	1480	1462	1445	1431	1420	1414	1421	1439	1472	1494	1518	1520	1492	1439	1414	1426	1471	1553	1484
35	1006	986	959	925	863	801	745	786	829	852	845	822	796	768	747	741	760	810	766
40	538	534	526	515	495	464	431	400	354	352	355	351	350	346	324	311	317	347	321
45	74.6	91.7	117	153	182	199	206	197	163	110	68.7	102	113	98.9	73.7	65.0	66.4	73.8	66.9
50	45.6	37.1	30.2	28.8	27.4	25.5	40.7	60.8	53.4	33.0	25.3	23.7	25.5	23.7	23.9	23.1	22.8	23.8	23.0
55	26.7	21.6	19.3	18.8	18.1	17.1	15.8	14.6	13.4	14.2	14.3	13.7	13.0	13.0	13.0	13.0	12.6	13.1	12.7
60	8.09	8.40	8.79	9.27	9.59	9.64	9.41	9.00	8.48	7.91	7.29	7.60	7.47	7.20	7.17	7.29	7.09	7.32	7.18
65	5.56	5.46	5.30	5.10	4.81	4.54	4.18	4.46	4.63	4.58	4.36	4.12	4.04	4.02	3.96	4.00	3.98	4.08	4.03
70	3.35	3.31	3.25	3.16	3.03	2.90	2.71	2.53	2.35	2.16	2.25	2.26	2.18	2.12	2.12	2.11	2.16	2.19	2.20
75	1.13	1.17	1.22	1.27	1.31	1.35	1.35	1.34	1.31	1.26	1.16	1.03	1.00	1.02	0.96	0.96	0.99	1.01	1.01
80	0.01	0.03	0.07	0.12	0.17	0.23	0.29	0.34	0.40	0.47	0.52	0.53	0.49	0.41	0.38	0.35	0.36	0.38	0.37
85	0.00	0.00	0.00	0.00	0.00	0.00	0.00	0.00	0.00	0.00	0.00	0.00	0.10	0.24	0.26	0.18	0.10	0.12	0.09
90	0.00	0.00	0.00	0.00	0.00	0.00	0.00	0.00	0.00	0.00	0.00	0.00	0.00	0.00	0.00	0.00	0.00	0.07	0.00

C Range: 0 - 360DEG  
 C Interval: 5.0DEG  
 Test Speed: HIGH  
 Temperature:25.3DEG  
 Operators:  
 Test Date:2016-03-14

γ Range: 0 - 90DEG  
 γ Interval: 0.5DEG  
 Test System:EVERFINE GO-2000B\_V1 SYSTEM V2.0.287  
 Humidity:65.0%  
 Test Distance:8.000m [K=1.0000]  
 Remarks:

LUMINOUS DISTRIBUTION INTENSITY DATA

Test:U:220.0V I:1.390A P:296.9W PF:0.9710 Lamp Flux:28429.5x1 lm		
NAME: LED FLOOD LIGHT	TYPE:IP65	WEIGHT:3
SPEC.:PHILIPS 3030	DIM.:	SERIAL No.:
MFR.: QINHAN LIGHTING	SUR.:	PROTECTION ANGLE:

Table--3

UNIT: x10cd

C( DEG) γ (DEG)	190	195	200	205	210	215	220	225	230	235	240	245	250	255	260	265	270	275	280
0	3007	3007	3007	3007	3007	3007	3007	3007	3007	3007	3007	3007	3007	3007	3007	3007	3007	3007	3007
5	3034	3040	3046	3052	3059	3066	3072	3079	3077	3074	3069	3072	3078	3085	3088	3085	3084	3084	3081
10	3120	3113	3105	3097	3096	3097	3101	3109	3115	3123	3134	3144	3155	3151	3157	3163	3161	3161	3161
15	3118	3094	3076	3063	3058	3059	3070	3087	3104	3125	3155	3181	3203	3218	3228	3237	3239	3239	3237
20	2791	2761	2746	2747	2765	2798	2835	2885	2886	2843	2803	2770	2748	2721	2702	2689	2685	2691	2704
25	2186	2168	2176	2216	2260	2319	2271	2237	2215	2192	2169	2157	2151	2147	2136	2131	2130	2134	2137
30	1451	1449	1480	1544	1577	1571	1556	1528	1510	1506	1515	1516	1533	1555	1565	1574	1576	1573	1563
35	754	768	802	851	877	893	894	879	847	834	901	968	1014	1053	1072	1083	1086	1083	1071
40	320	342	366	369	376	386	382	387	434	476	522	555	575	590	594	596	596	597	594
45	69.0	78.1	104	119	108	79.8	134	180	215	225	221	204	172	151	123	111	106	112	125
50	23.5	24.4	24.2	27.7	24.7	26.1	39.0	63.2	66.2	43.4	27.1	29.1	31.4	48.4	57.3	70.0	73.8	70.6	59.0
55	13.2	13.3	13.3	13.5	14.3	14.9	14.8	13.9	15.4	16.7	18.1	19.1	20.3	27.1	32.9	39.2	41.3	39.6	33.9
60	7.43	7.36	7.47	7.73	7.89	7.69	8.17	8.80	9.45	9.94	10.1	10.1	9.88	10.0	9.88	9.11	8.72	9.25	10.2
65	4.09	4.10	4.18	4.25	4.31	4.57	4.77	4.83	4.65	4.40	4.72	5.04	5.35	5.65	5.93	6.10	6.18	6.20	6.11
70	2.17	2.19	2.22	2.27	2.35	2.33	2.22	2.42	2.60	2.79	2.98	3.12	3.27	3.40	3.53	3.61	3.65	3.67	3.64
75	0.99	1.00	1.04	1.02	1.03	1.15	1.24	1.29	1.32	1.33	1.32	1.28	1.24	1.20	1.15	1.12	1.11	1.14	1.19
80	0.36	0.37	0.37	0.41	0.44	0.43	0.37	0.33	0.30	0.26	0.21	0.16	0.11	0.07	0.03	0.01	0.00	0.01	0.03
85	0.10	0.11	0.09	0.05	0.00	0.00	0.00	0.00	0.00	0.00	0.00	0.00	0.00	0.00	0.00	0.00	0.00	0.00	0.00
90	0.00	0.00	0.00	0.00	0.00	0.00	0.00	0.00	0.00	0.00	0.00	0.00	0.00	0.00	0.00	0.00	0.00	0.00	0.00

C Range: 0 - 360DEG  
 C Interval: 5.0DEG  
 Test Speed: HIGH  
 Temperature:25.3DEG  
 Operators:  
 Test Date:2016-03-14

γ Range: 0 - 90DEG  
 γ Interval: 0.5DEG  
 Test System:EVERFINE GO-2000B\_V1 SYSTEM V2.0.287  
 Humidity:65.0%  
 Test Distance:8.000m [K=1.0000]  
 Remarks:

LUMINOUS DISTRIBUTION INTENSITY DATA

Test:U:220.0V I:1.390A P:296.9W PF:0.9710 Lamp Flux:28429.5x1 lm		
NAME: LED FLOOD LIGHT	TYPE:IP65	WEIGHT:3
SPEC.:PHILIPS 3030	DIM.:	SERIAL No.:
MFR.: QINHAN LIGHTING	SUR.:	PROTECTION ANGLE:

Table--4

UNIT: x10cd

C( DEG) γ (DEG)	285	290	295	300	305	310	315	320	325	330	335	340	345	350	355				
0	3007	3007	3007	3007	3007	3007	3007	3007	3007	3007	3007	3007	3007	3007	3007				
5	3081	3082	3084	3086	3090	3091	3089	3086	3083	3079	3076	3072	3067	3063	3058				
10	3164	3163	3156	3152	3145	3132	3125	3125	3126	3127	3127	3129	3134	3142	3149				
15	3222	3214	3192	3160	3139	3109	3091	3073	3066	3063	3068	3083	3100	3126	3159				
20	2727	2748	2776	2800	2837	2883	2868	2811	2767	2737	2726	2731	2747	2776	2822				
25	2146	2154	2159	2171	2182	2195	2206	2233	2266	2216	2177	2143	2133	2152	2200				
30	1554	1540	1521	1514	1504	1504	1513	1538	1541	1549	1507	1460	1433	1441	1480				
35	1054	1017	974	916	858	858	886	896	894	871	841	803	768	765	791				
40	593	580	561	534	489	454	409	412	406	386	376	375	349	333	339				
45	153	177	207	228	235	227	200	154	105	115	124	111	87.4	77.4	75.5				
50	49.5	32.1	30.0	28.0	45.4	73.1	71.7	47.5	26.8	25.4	29.3	24.2	23.9	23.1	22.9				
55	28.9	20.7	19.8	18.6	17.3	15.9	14.5	15.2	15.2	14.6	13.8	13.4	13.1	13.0	12.6				
60	10.7	10.2	10.5	10.5	10.3	9.79	9.07	8.27	7.65	7.92	7.70	7.39	7.15	7.10	6.91				
65	5.91	5.60	5.27	4.91	4.56	4.81	4.94	4.79	4.50	4.18	4.13	4.06	3.96	3.87	3.82				
70	3.55	3.42	3.27	3.10	2.90	2.68	2.47	2.24	2.32	2.31	2.19	2.12	2.09	2.06	2.03				
75	1.25	1.31	1.35	1.38	1.38	1.36	1.31	1.25	1.16	1.04	1.02	1.01	0.95	0.95	0.92				
80	0.07	0.12	0.17	0.22	0.27	0.31	0.34	0.38	0.44	0.45	0.42	0.38	0.36	0.33	0.33				
85	0.00	0.00	0.00	0.00	0.00	0.00	0.00	0.00	0.00	0.00	0.05	0.09	0.11	0.10	0.08				
90	0.00	0.00	0.00	0.00	0.00	0.00	0.00	0.00	0.00	0.00	0.00	0.00	0.00	0.00	0.00				

C Range: 0 - 360DEG  
 C Interval: 5.0DEG  
 Test Speed: HIGH  
 Temperature:25.3DEG  
 Operators:  
 Test Date:2016-03-14

γ Range: 0 - 90DEG  
 γ Interval: 0.5DEG  
 Test System:EVERFINE GO-2000B\_V1 SYSTEM V2.0.287  
 Humidity:65.0%  
 Test Distance:8.000m [K=1.0000]  
 Remarks: