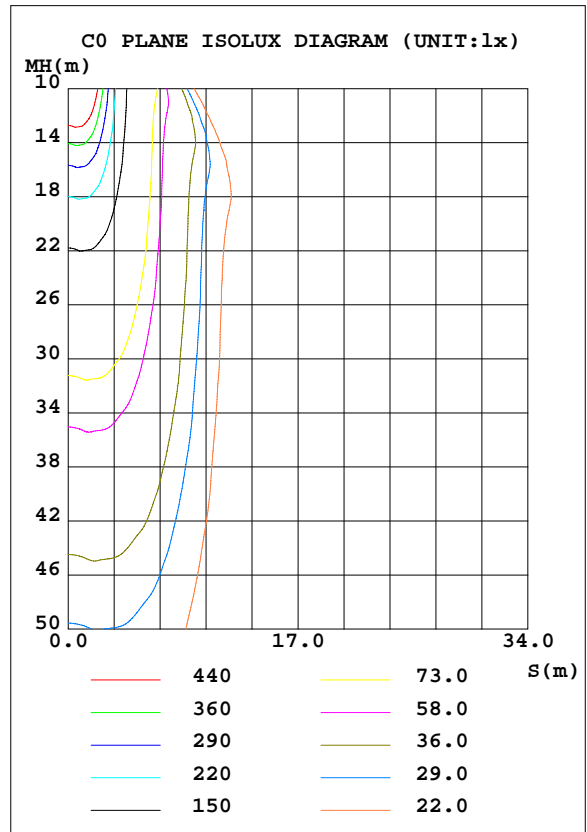
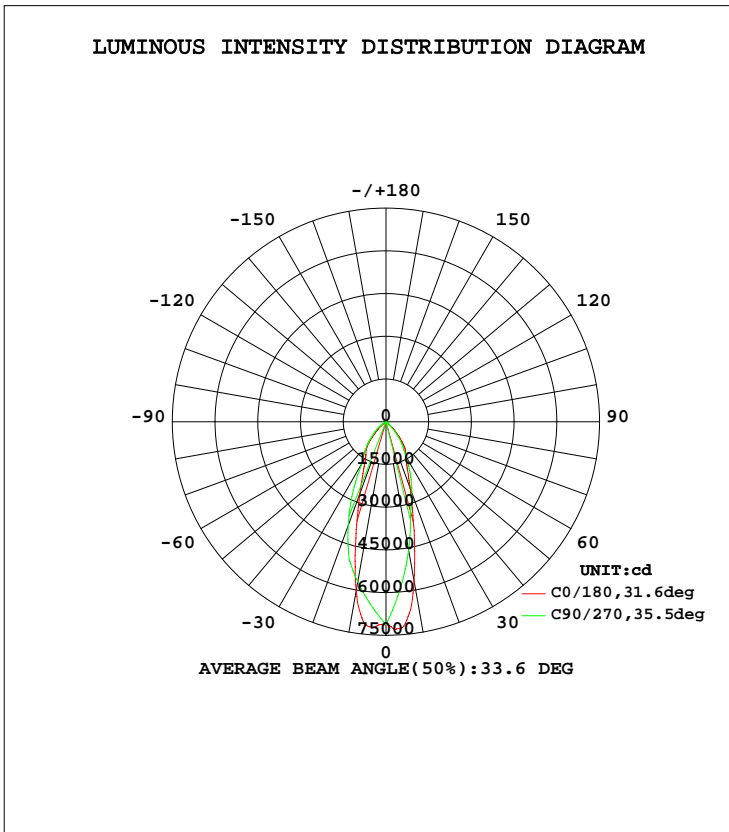


LUMINAIRE PHOTOMETRIC TEST REPORT

Test:U:220.2V I:1.823A P:392.7W PF:0.9780 Lamp Flux:37683.5x1 lm		
NAME: LED FLOOD LIGHT	TYPE:IP65	WEIGHT:5
SPEC.:CREE XTE	DIM.:	SERIAL No.:
MFR.: QINHAN LIGHTING	SUR.:	PROTECTION ANGLE:

DATA OF LAMP		PHOTOMETRIC DATA Eff: 95.96 lm/W			
MODEL	QH-FLTGC-400W	Imax(cd)	72993	S/MH(C0/180)	0.55
NOMINAL POWER(W)	400	LOR(%)	100.0	S/MH(C90/270)	0.68
RATED VOLTAGE(V)	220	TOTAL FLUX(lm)	37683	η UP, DN(C0-180)	0.0, 44.8
NOMINAL FLUX(lm)	37683.5	CIE CLASS	DIRECT	η UP, DN(C180-360)	0.0, 55.2
LAMPS INSIDE	1	η up(%)	0.0	CIBSE SHR NOM	0.50
TEST VOLTAGE(V)	220.2	η down(%)	100.0	CIBSE SHR MAX	0.55



C Range: 0 - 360DEG
 C Interval: 5.0DEG
 Test Speed: HIGH
 Temperature:25.3DEG
 Operators:
 Test Date:2015-03-21

γ Range: 0 - 90DEG
 γ Interval: 0.5DEG
 Test System:EVERFINE GO-2000B_V1 SYSTEM V2.0.287
 Humidity:65.0%
 Test Distance:8.000m [K=1.0000]
 Remarks: 反光杯: 25度

电源: 明纬 2*HLG-240H-36A

ZONAL FLUX DIAGRAM

ZONAL FLUX DIAGRAM:

γ	C0	C45	C90	C135	C180	C225	C270	C315	γ	Φ zone	Φ total	lum, lamp
5	7204	6314	5851	6301	7218	6691	6414	6675	0- 5	1616	1616	4.29,4.29
10	5691	4943	4582	5078	6019	5729	5707	5522	5- 10	4253	5869	15.6,15.6
15	3775	3407	3314	3580	4060	4328	5001	4053	10- 15	5417	11286	29.9,29.9
20	2494	2338	2668	2425	2686	3106	3888	2906	15- 20	5393	16679	44.3,44.3
25	1758	1770	2022	1835	1863	2258	2775	2129	20- 25	4995	21674	57.5,57.5
30	1387	1363	1377	1420	1427	1688	1662	1627	25- 30	4442	26116	69.3,69.3
35	1175	1016	1005	1070	1228	1321	1321	1288	30- 35	3918	30034	79.7,79.7
40	799.0	668.2	633.8	721.3	879.1	1015	981.4	995.9	35- 40	3323	33357	88.5,88.5
45	432.8	364.4	262.4	395.8	492.4	625.2	641.3	600.4	40- 45	2341	35698	94.7,94.7
50	96.35	145.4	175.9	159.5	150.8	277.2	429.0	251.6	45- 50	1260	36958	98.1,98.1
55	7.223	5.224	89.33	5.394	8.364	11.84	216.7	9.178	50- 55	499.7	37458	99.4,99.4
60	4.054	3.561	2.796	3.591	4.259	6.684	4.406	5.465	55- 60	163.7	37622	99.8,99.8
65	2.661	2.359	2.614	2.292	2.687	3.731	3.411	3.142	60- 65	24.83	37647	99.9,99.9
70	1.895	1.992	2.432	1.872	1.860	2.441	2.416	2.137	65- 70	12.16	37659	99.9,99.9
75	1.784	2.451	2.250	2.249	1.490	2.430	1.422	2.245	70- 75	10.58	37669	100,100
80	2.570	2.308	0	2.084	2.668	2.053	0	1.945	75- 80	9.795	37679	100,100
85	0.2827	0	0	0	0.6827	0	0	0	80- 85	4.054	37683	100,100
90	0.0750	0	0	0	0.0973	0	0	0	85- 90	0.2237	37684	100,100
95									90- 95			
100									95-100			
105									100-105			
110									105-110			
115									110-115			
120									115-120			
125									120-125			
130									125-130			
135									130-135			
140									135-140			
145									140-145			
150									145-150			
155									150-155			
160									155-160			
165									160-165			
170									165-170			
175									170-175			
180									175-180			
DEG	LUMINOUS INTENSITY:×10cd								UNIT:lm			

C Range: 0 - 360DEG
 C Interval: 5.0DEG
 Test Speed: HIGH
 Temperature:25.3DEG
 Operators:
 Test Date:2015-03-21

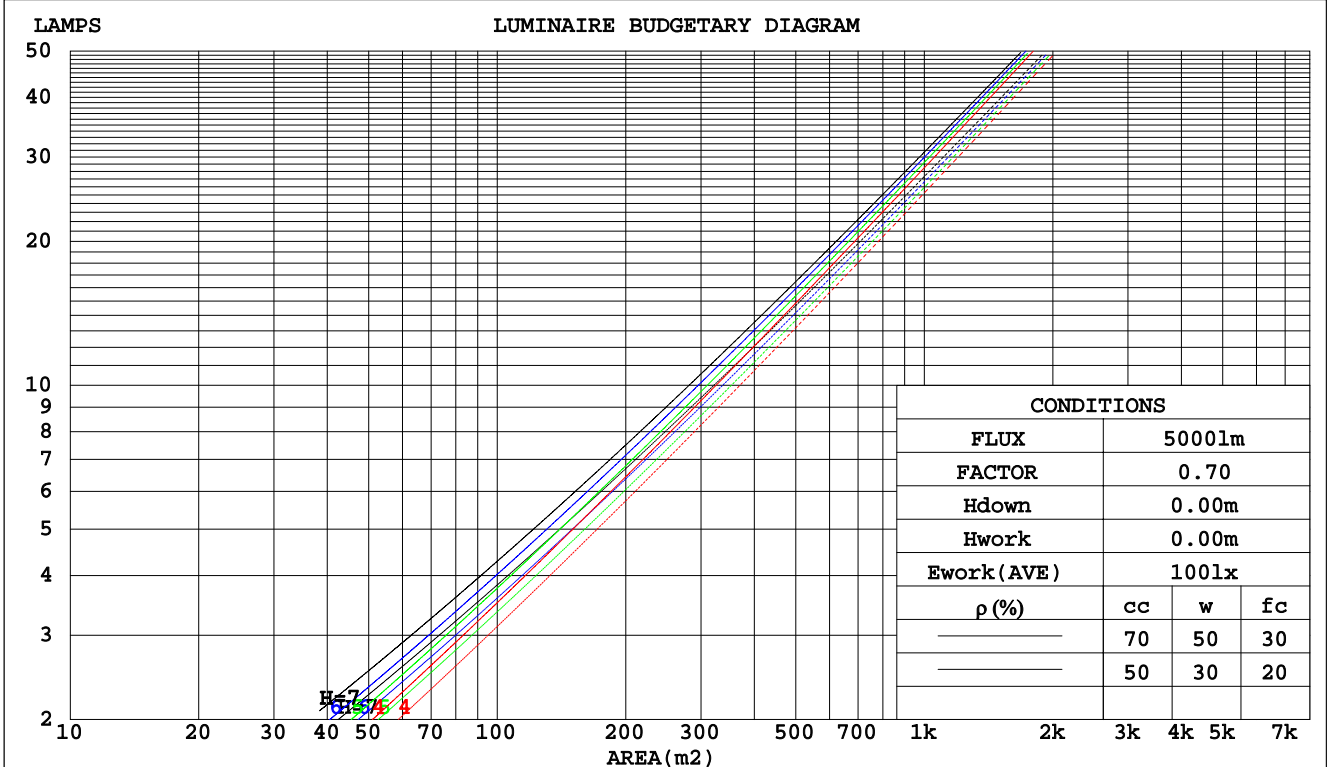
γ Range: 0 - 90DEG
 γ Interval: 0.5DEG
 Test System:EVERFINE GO-2000B_V1 SYSTEM V2.0.287
 Humidity:65.0%
 Test Distance:8.000m [K=1.0000]
 Remarks: 反光杯: 25度

电源: 明纬 2*HLG-240H-36A

CU AND LUMINAIRE BUDGETARY ESTIMATE DIAGRAM

Test:U:220.2V I:1.823A P:392.7W PF:0.9780 Lamp Flux:37683.5x1 lm		
NAME: LED FLOOD LIGHT	TYPE:IP65	WEIGHT:5
SPEC.:CREE XTE	DIM.:	SERIAL No.:
MFR.: QINHAN LIGHTING	SUR.:	PROTECTION ANGLE:

pcc	80%			70%			50%			30%			10%			0
pw	50%	30%	10%	50%	30%	10%	50%	30%	10%	50%	30%	10%	50%	30%	10%	0
pfc	20%			20%			20%			20%			20%			0
RCR	RCR:Room Cavity Ratio						Coefficients of Utilization(CU)									
0.0	1.19	1.19	1.19	1.16	1.16	1.16	1.11	1.11	1.11	1.06	1.06	1.06	1.02	1.02	1.02	1.00
1.0	1.11	1.08	1.06	1.09	1.07	1.05	1.05	1.03	1.01	1.01	.00	.98	.98	.97	.96	.94
2.0	1.03	.99	.96	1.02	.98	.95	.98	.95	.93	.95	.93	.91	.93	.91	.89	.87
3.0	.96	.92	.88	.95	.91	.87	.93	.89	.86	.90	.87	.84	.88	.85	.83	.81
4.0	.90	.85	.81	.89	.84	.80	.87	.83	.79	.85	.81	.78	.83	.80	.78	.76
5.0	.85	.79	.75	.84	.78	.75	.82	.77	.74	.80	.76	.73	.79	.75	.73	.71
6.0	.80	.74	.70	.79	.73	.69	.77	.73	.69	.76	.72	.69	.75	.71	.68	.67
7.0	.75	.69	.65	.75	.69	.65	.73	.68	.65	.72	.68	.64	.71	.67	.64	.63
8.0	.71	.65	.61	.71	.65	.61	.70	.64	.61	.68	.64	.61	.68	.63	.60	.59
9.0	.67	.62	.58	.67	.61	.58	.66	.61	.58	.65	.61	.57	.64	.60	.57	.56
10.0	.64	.58	.55	.64	.58	.55	.63	.58	.54	.62	.58	.54	.61	.57	.54	.53



C Range: 0 - 360DEG
 C Interval: 5.0DEG
 Test Speed: HIGH
 Temperature:25.3DEG
 Operators:
 Test Date:2015-03-21

γ Range: 0 - 90DEG
 γ Interval: 0.5DEG
 Test System:EVERFINE GO-2000B_V1 SYSTEM V2.0.287
 Humidity:65.0%
 Test Distance:8.000m [K=1.0000]
 Remarks: 反光杯: 25度

电源: 明纬 2*HLG-240H-36A

WEC AND CCEC

Test:U:220.2V I:1.823A P:392.7W PF:0.9780 Lamp Flux:37683.5x1 lm		
NAME: LED FLOOD LIGHT	TYPE:IP65	WEIGHT:5
SPEC.:CREE XTE	DIM.:	SERIAL No.:
MFR.: QINHAN LIGHTING	SUR.:	PROTECTION ANGLE:

ρcc	80%			70%			50%			30%			10%			0
ρw	50%	30%	10%	50%	30%	10%	50%	30%	10%	50%	30%	10%	50%	30%	10%	0
ρfc	20%			20%			20%			20%			20%			0
RCR	RCR:Room Cavity Ratio						Wall Exitance Coefficients(WEC)									
0.0																
1.0	.175	.099	.032	.168	.096	.030	.156	.089	.029	.144	.083	.027	.133	.077	.025	
2.0	.168	.092	.028	.162	.089	.028	.152	.084	.026	.142	.080	.025	.133	.075	.024	
3.0	.160	.085	.026	.155	.083	.025	.146	.079	.024	.138	.076	.023	.130	.072	.022	
4.0	.153	.079	.023	.148	.078	.023	.141	.075	.022	.133	.072	.022	.127	.069	.021	
5.0	.145	.074	.021	.142	.073	.021	.135	.070	.021	.129	.068	.020	.123	.066	.020	
6.0	.139	.069	.020	.135	.068	.020	.130	.066	.019	.124	.064	.019	.119	.063	.019	
7.0	.132	.065	.019	.130	.065	.018	.124	.063	.018	.119	.061	.018	.115	.060	.018	
8.0	.126	.062	.017	.124	.061	.017	.119	.060	.017	.115	.058	.017	.111	.057	.017	
9.0	.121	.059	.016	.119	.058	.016	.115	.057	.016	.111	.055	.016	.107	.054	.016	
10.0	.116	.056	.015	.114	.055	.015	.110	.054	.015	.107	.053	.015	.103	.052	.015	

ρcc	80%			70%			50%			30%			10%			0
ρw	50%	30%	10%	50%	30%	10%	50%	30%	10%	50%	30%	10%	50%	30%	10%	0
ρfc	20%			20%			20%			20%			20%			0
RCR	RCR:Room Cavity Ratio						Ceiling Cavity Exitance Coefficients(CCEC)									
0.0	.190	.190	.190	.163	.163	.163	.111	.111	.111	.064	.064	.064	.020	.020	.020	
1.0	.171	.157	.145	.146	.135	.125	.100	.093	.086	.058	.054	.050	.018	.017	.016	
2.0	.156	.133	.113	.133	.114	.098	.091	.079	.068	.053	.046	.040	.017	.015	.013	
3.0	.143	.114	.090	.123	.098	.078	.084	.068	.055	.049	.040	.032	.016	.013	.011	
4.0	.133	.099	.073	.114	.085	.063	.079	.060	.044	.045	.035	.026	.015	.011	.009	
5.0	.124	.087	.060	.107	.075	.052	.074	.053	.037	.043	.031	.022	.014	.010	.007	
6.0	.117	.078	.050	.100	.067	.043	.069	.047	.031	.040	.028	.018	.013	.009	.006	
7.0	.110	.070	.042	.095	.061	.037	.066	.043	.026	.038	.025	.016	.012	.008	.005	
8.0	.105	.064	.036	.090	.056	.032	.062	.039	.022	.036	.023	.013	.012	.008	.004	
9.0	.099	.059	.031	.086	.051	.027	.059	.036	.019	.035	.021	.012	.011	.007	.004	
10.0	.095	.054	.028	.082	.047	.024	.057	.033	.017	.033	.020	.010	.011	.006	.003	

C Range: 0 - 360DEG
 C Interval: 5.0DEG
 Test Speed: HIGH
 Temperature:25.3DEG
 Operators:
 Test Date:2015-03-21

γ Range: 0 - 90DEG
 γ Interval: 0.5DEG
 Test System:EVERFINE GO-2000B_V1 SYSTEM V2.0.287
 Humidity:65.0%
 Test Distance:8.000m [K=1.0000]
 Remarks: 反光杯: 25度

电源: 明纬 2*HLG-240H-36A

UGR(Unified Glare Rating) Table

Test:U:220.2V I:1.823A P:392.7W PF:0.9780 Lamp Flux:37683.5x1 lm										
NAME: LED FLOOD LIGHT					TYPE:IP65			WEIGHT:5		
SPEC.:CREE XTE					DIM.:			SERIAL No.:		
MFR.: QINHAN LIGHTING					SUR.:			PROTECTION ANGLE:		
ceiling/cavity	0.7	0.7	0.5	0.5	0.3	0.7	0.7	0.5	0.5	0.3
walls	0.5	0.3	0.5	0.3	0.3	0.5	0.3	0.5	0.3	0.3
working plane	0.2	0.2	0.2	0.2	0.2	0.2	0.2	0.2	0.2	0.2
Room dimensions	Viewed crosswise					Viewed endwise				
x = 2H y = 2H	28.6	29.5	28.8	29.7	29.8	28.5	29.5	28.7	29.6	29.8
3H	28.4	29.3	28.7	29.5	29.7	28.4	29.2	28.6	29.4	29.6
4H	28.3	29.1	28.6	29.3	29.6	28.3	29.1	28.5	29.3	29.5
6H	28.2	29.0	28.5	29.2	29.5	28.2	28.9	28.5	29.2	29.4
8H	28.2	28.9	28.5	29.2	29.4	28.1	28.9	28.4	29.1	29.4
12H	28.1	28.8	28.5	29.1	29.4	28.1	28.8	28.4	29.1	29.3
4H 2H	28.3	29.1	28.6	29.3	29.6	28.3	29.1	28.5	29.3	29.5
3H	28.1	28.8	28.5	29.1	29.4	28.1	28.8	28.4	29.1	29.3
4H	28.0	28.7	28.4	29.0	29.3	28.0	28.6	28.3	28.9	29.2
6H	28.0	28.5	28.3	28.8	29.2	27.9	28.5	28.3	28.8	29.1
8H	27.9	28.4	28.3	28.8	29.1	27.8	28.4	28.2	28.7	29.1
12H	27.9	28.3	28.3	28.7	29.1	27.8	28.3	28.2	28.6	29.0
8H 4H	27.9	28.4	28.3	28.8	29.1	27.8	28.4	28.2	28.7	29.1
6H	27.8	28.2	28.2	28.6	29.0	27.7	28.2	28.2	28.6	29.0
8H	27.8	28.1	28.2	28.5	29.0	27.7	28.1	28.1	28.5	28.9
12H	27.7	28.0	28.2	28.5	28.9	27.6	28.0	28.1	28.4	28.9
12H 4H	27.8	28.3	28.3	28.7	29.1	27.8	28.3	28.2	28.6	29.0
6H	27.7	28.1	28.2	28.5	29.0	27.7	28.1	28.1	28.5	28.9
8H	27.7	28.0	28.2	28.5	28.9	27.6	28.0	28.1	28.4	28.9
Variations with the observer position at spacings:										
S = 1.0H	+ 3.2 / -18.9					+ 2.5 / -11.3				
1.5H	+ 5.2 / -18.7					+ 4.6 / -18.0				
2.0H	+ 8.9 / -14.5					+ 6.5 / -14.9				

CIE Pub.117 Corrected 37683 lm Total Lamp Luminous Flux.(8log(F/F0) = 12.6)

C Range: 0 - 360DEG
 C Interval: 5.0DEG
 Test Speed: HIGH
 Temperature:25.3DEG
 Operators:
 Test Date:2015-03-21

γ Range: 0 - 90DEG
 γ Interval: 0.5DEG
 Test System:EVERFINE GO-2000B_V1 SYSTEM V2.0.287
 Humidity:65.0%
 Test Distance:8.000m [K=1.0000]
 Remarks: 反光杯: 25度

电源: 明纬 2*HLG-240H-36A

UTILIZATION FACTORS TABLE

Test:U:220.2V I:1.823A P:392.7W PF:0.9780 Lamp Flux:37683.5x1 lm		
NAME: LED FLOOD LIGHT	TYPE:IP65	WEIGHT:5
SPEC.:CREE XTE	DIM.:	SERIAL No.:
MFR.: QINHAN LIGHTING	SUR.:	PROTECTION ANGLE:

REFLECTANCE										
Ceiling	0.8	0.8	0.8	0.7	0.7	0.7	0.5	0.5	0.5	0
Walls	0.7	0.5	0.3	0.7	0.5	0.3	0.7	0.5	0.3	0
Working plane	0.2	0.2	0.2	0.2	0.2	0.2	0.2	0.2	0.2	0
ROOM INDEX	UTILIZATION FACTORS(PERCENT) $k(RI) \times RCR = 5$									
k = 0.60	84	77	73	84	77	73	83	77	73	69
0.80	92	86	82	92	86	82	90	85	81	77
1.00	98	92	88	97	91	87	95	91	87	83
1.25	102	96	93	101	96	92	99	95	92	87
1.50	105	100	96	104	99	96	101	98	95	90
2.00	108	104	100	106	103	99	104	101	98	93
2.50	110	106	103	108	104	102	105	102	100	94
3.00	111	108	105	110	106	104	106	104	102	95
4.00	113	110	108	111	109	107	108	106	104	97
5.00	115	112	110	112	110	109	108	107	105	98
ROOM INDEX	UF(total)									Direct
According to DIN EN 13032-2 2004			Suspended				SHRNOM = 1.25			

C Range: 0 - 360DEG
 C Interval: 5.0DEG
 Test Speed: HIGH
 Temperature:25.3DEG
 Operators:
 Test Date:2015-03-21

γ Range: 0 - 90DEG
 γ Interval: 0.5DEG
 Test System:EVERFINE GO-2000B_V1 SYSTEM V2.0.287
 Humidity:65.0%
 Test Distance:8.000m [K=1.0000]
 Remarks: 反光杯: 25度

电源: 明纬 2*HLG-240H-36A

ISOCANDELA DIAGRAM

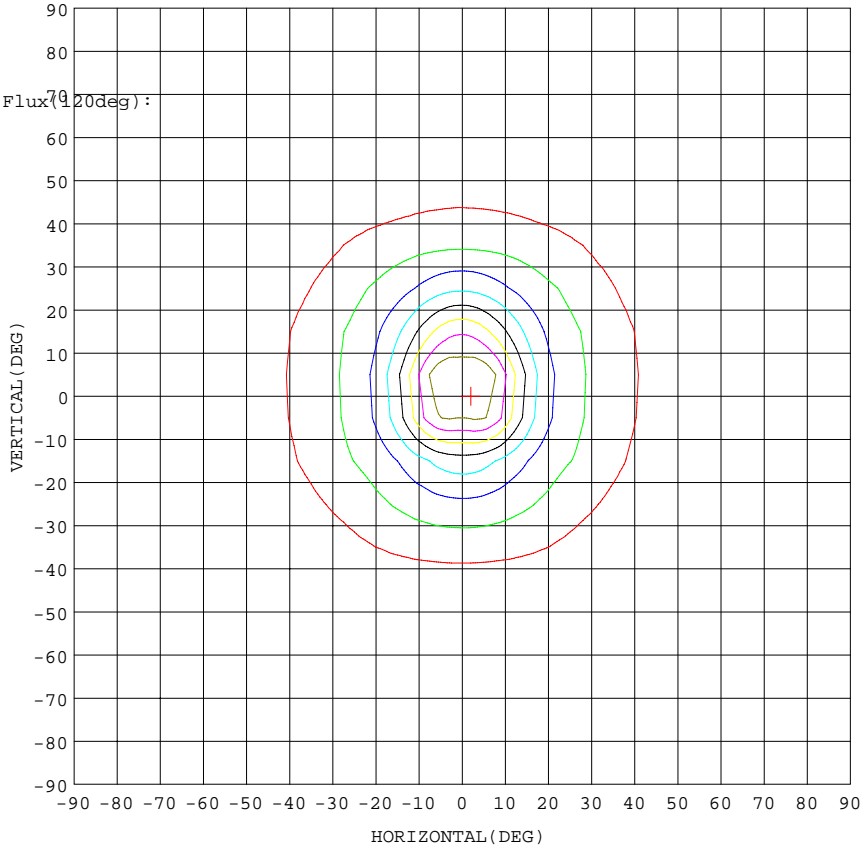
Test:U:220.2V I:1.823A P:392.7W PF:0.9780 Lamp Flux:37683.5x1 lm		
NAME: LED FLOOD LIGHT	TYPE:IP65	WEIGHT:5
SPEC.:CREE XTE	DIM.:	SERIAL No.:
MFR.: QINHAN LIGHTING	SUR.:	PROTECTION ANGLE:

Conical surface Flux(90deg):

35698 lm
 %lum = 94.7%
 %lamp = 94.7%

Conical surface Flux(70deg):

37622 lm
 %lum = 99.8%
 %lamp = 99.8%



Imax:72993(H2.0,V0.0)
 (At:C=0.0,Gamma=2.5)
 UNIT: cd

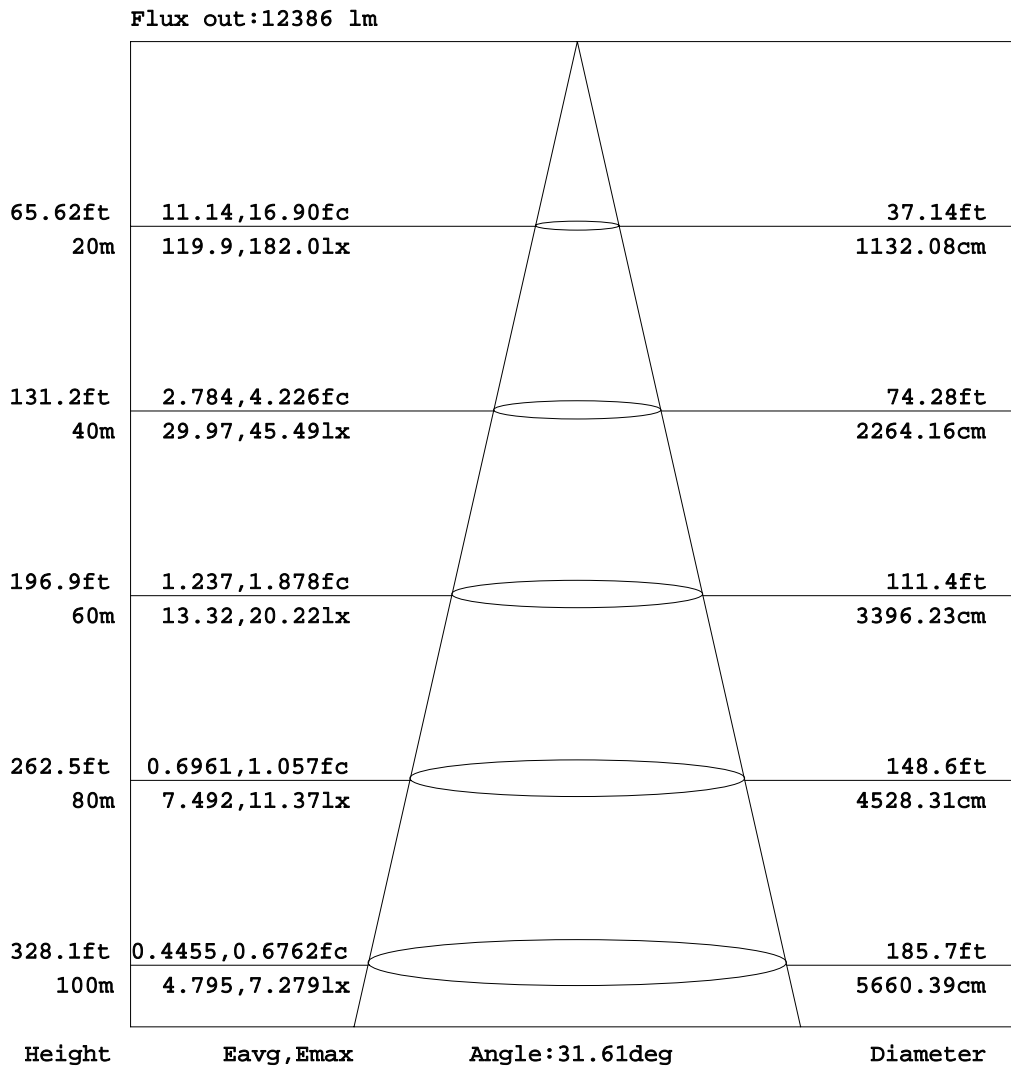
C Range: 0 - 360DEG
 C Interval: 5.0DEG
 Test Speed: HIGH
 Temperature:25.3DEG
 Operators:
 Test Date:2015-03-21

γ Range: 0 - 90DEG
 γ Interval: 0.5DEG
 Test System:EVERFINE GO-2000B_V1 SYSTEM V2.0.287
 Humidity:65.0%
 Test Distance:8.000m [K=1.0000]
 Remarks: 反光杯: 25度

电源: 明纬 2*HLG-240H-36A

AAI Figure

Test:U:220.2V I:1.823A P:392.7W PF:0.9780 Lamp Flux:37683.5x1 lm		
NAME: LED FLOOD LIGHT	TYPE:IP65	WEIGHT:5
SPEC.:CREE XTE	DIM.:	SERIAL No.:
MFR.: QINHAN LIGHTING	SUR.:	PROTECTION ANGLE:



Note:The Curves indicate the illuminated area and the average illumination when the luminaire is at different distance.

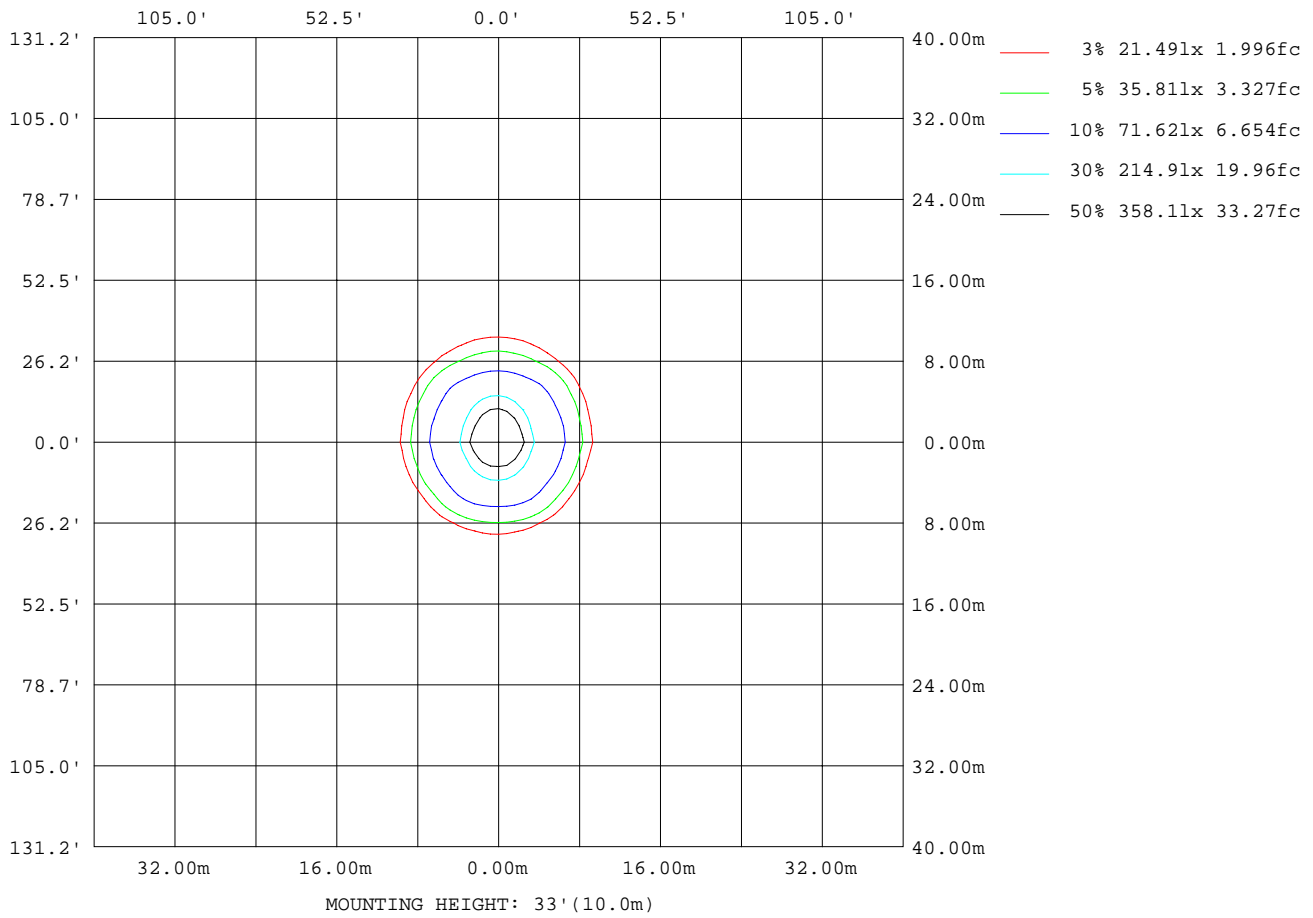
C Range: 0 - 360DEG
 C Interval: 5.0DEG
 Test Speed: HIGH
 Temperature:25.3DEG
 Operators:
 Test Date:2015-03-21

γ Range: 0 - 90DEG
 γ Interval: 0.5DEG
 Test System:EVERFINE GO-2000B_V1 SYSTEM V2.0.287
 Humidity:65.0%
 Test Distance:8.000m [K=1.0000]
 Remarks: 反光杯: 25度

电源: 明纬 2*HLG-240H-36A

ISOLUX DIAGRAM

Test:U:220.2V I:1.823A P:392.7W PF:0.9780 Lamp Flux:37683.5x1 lm		
NAME: LED FLOOD LIGHT	TYPE:IP65	WEIGHT:5
SPEC.:CREE XTE	DIM.:	SERIAL No.:
MFR.: QINHAN LIGHTING	SUR.:	PROTECTION ANGLE:

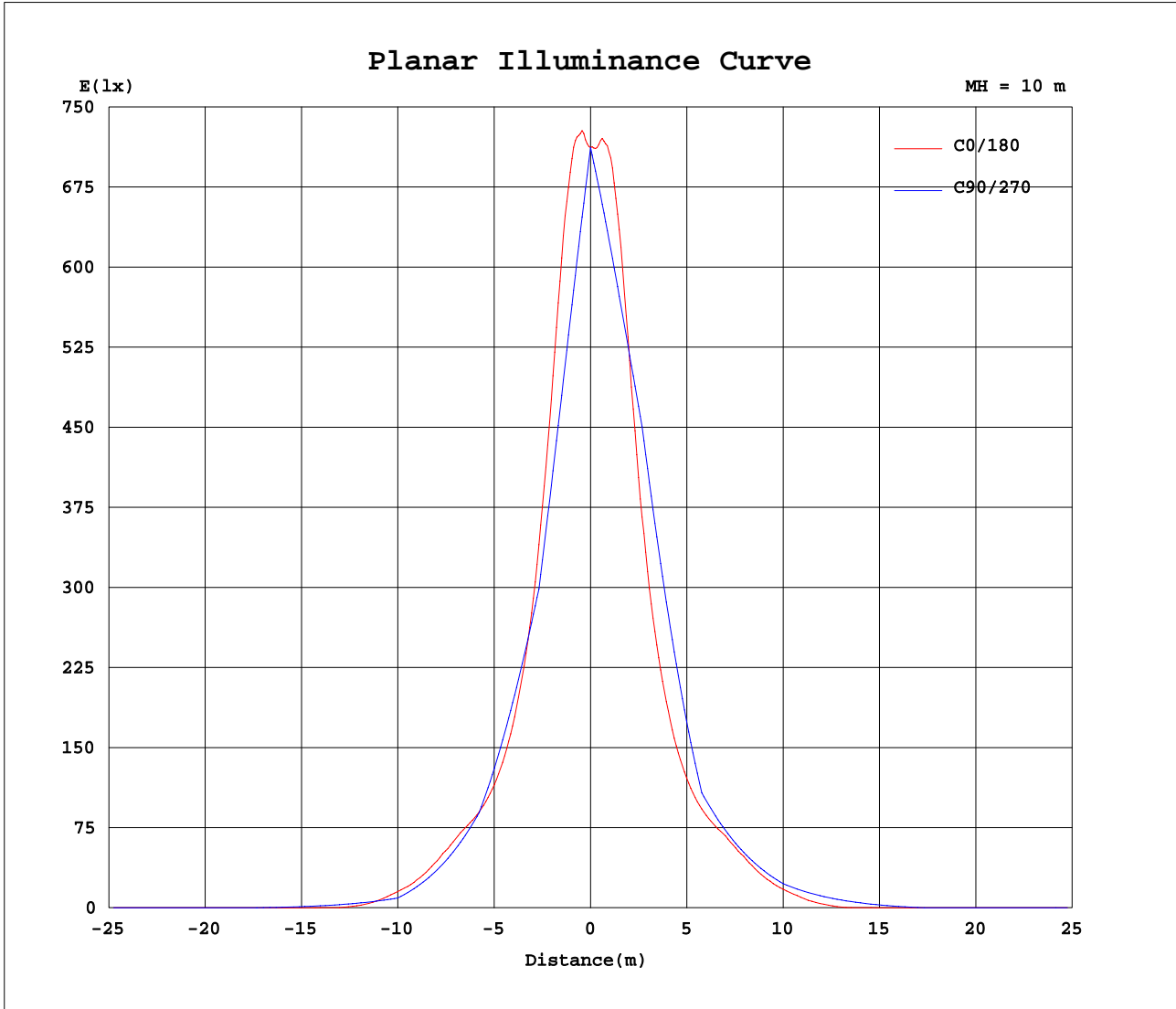


C Range: 0 - 360DEG
 C Interval: 5.0DEG
 Test Speed: HIGH
 Temperature:25.3DEG
 Operators:
 Test Date:2015-03-21

γ Range: 0 - 90DEG
 γ Interval: 0.5DEG
 Test System:EVERFINE GO-2000B_V1 SYSTEM V2.0.287
 Humidity:65.0%
 Test Distance:8.000m [K=1.0000]
 Remarks: 反光杯: 25度

电源: 明纬 2*HLG-240H-36A

Planar Illuminance Curve



C Range: 0 - 360DEG
 C Interval: 5.0DEG
 Test Speed: HIGH
 Temperature: 25.3DEG
 Operators:
 Test Date: 2015-03-21

γ Range: 0 - 90DEG
 γ Interval: 0.5DEG
 Test System: EVERFINE GO-2000B_V1 SYSTEM V2.0.287
 Humidity: 65.0%
 Test Distance: 8.000m [K=1.0000]
 Remarks: 反光杯: 25度

电源: 明纬 2*HLG-240H-36A

LUMINOUS DISTRIBUTION INTENSITY DATA

Test:U:220.2V I:1.823A P:392.7W PF:0.9780 Lamp Flux:37683.5x1 lm		
NAME: LED FLOOD LIGHT	TYPE:IP65	WEIGHT:5
SPEC.:CREE XTE	DIM.:	SERIAL No.:
MFR.: QINHAN LIGHTING	SUR.:	PROTECTION ANGLE:

Table--1

UNIT: x10cd

C(DEG) γ (DEG)	0	5	10	15	20	25	30	35	40	45	50	55	60	65	70	75	80	85	90
0	7120	7120	7120	7120	7120	7120	7120	7120	7120	7120	7120	7120	7120	7120	7120	7120	7120	7120	7120
5	7204	7086	6973	6865	6763	6669	6573	6483	6396	6314	6242	6180	6131	6062	5991	5931	5889	5862	5851
10	5691	5529	5396	5290	5202	5126	5076	5037	4997	4943	4892	4860	4830	4781	4727	4690	4637	4598	4582
15	3775	3650	3560	3498	3455	3427	3410	3408	3409	3407	3414	3409	3384	3348	3330	3320	3310	3309	3314
20	2494	2418	2365	2331	2316	2316	2318	2324	2333	2338	2350	2389	2441	2499	2541	2588	2631	2655	2668
25	1758	1720	1697	1690	1695	1704	1718	1729	1749	1770	1808	1856	1890	1927	1962	1980	2004	2015	2022
30	1387	1364	1356	1360	1374	1389	1378	1346	1346	1363	1396	1421	1446	1448	1451	1429	1403	1384	1377
35	1175	1119	1084	1074	1084	1093	1053	1017	1004	1016	1042	1078	1068	1054	1041	1027	1014	1007	1005
40	799	743	717	711	713	686	668	664	656	668	686	686	683	675	660	649	638	633	634
45	433	382	356	360	338	323	313	312	356	364	357	342	318	297	280	273	259	260	262
50	96.4	72.4	60.1	72.9	91.4	73.1	45.5	109	143	145	107	44.8	33.2	68.4	108	142	155	169	176
55	7.22	6.67	6.52	6.52	6.81	6.07	6.87	15.3	28.3	5.22	5.97	7.05	14.6	34.2	56.1	73.6	80.3	86.4	89.3
60	4.05	3.83	3.76	3.65	3.55	3.58	3.58	3.22	3.35	3.56	3.81	4.14	4.74	9.72	13.6	12.6	8.12	4.33	2.80
65	2.66	2.54	2.47	2.40	2.37	2.29	2.25	2.33	2.38	2.36	2.25	2.13	2.33	2.48	2.58	2.63	2.64	2.63	2.61
70	1.90	1.83	1.79	1.79	1.70	1.84	1.81	1.74	1.72	1.99	2.28	2.47	2.56	2.68	2.67	2.62	2.54	2.48	2.43
75	1.78	1.88	1.90	1.95	2.16	2.29	1.72	1.76	2.17	2.45	2.71	2.87	2.84	2.89	2.80	2.63	2.46	2.33	2.25
80	2.57	2.63	2.56	2.14	2.24	1.86	1.56	1.96	2.49	2.31	1.76	1.34	0.90	0.59	0.36	0.18	0.07	0.02	0.00
85	0.28	0.20	0.38	0.65	0.39	0.27	0.00	0.00	0.00	0.00	0.00	0.00	0.00	0.00	0.00	0.00	0.00	0.00	0.00
90	0.08	0.00	0.00	0.00	0.00	0.00	0.00	0.00	0.00	0.00	0.00	0.00	0.00	0.00	0.00	0.00	0.00	0.00	0.00

C Range: 0 - 360DEG
 C Interval: 5.0DEG
 Test Speed: HIGH
 Temperature:25.3DEG
 Operators:
 Test Date:2015-03-21

γ Range: 0 - 90DEG
 γ Interval: 0.5DEG
 Test System:EVERFINE GO-2000B_V1 SYSTEM V2.0.287
 Humidity:65.0%
 Test Distance:8.000m [K=1.0000]
 Remarks: 反光杯: 25度

电源: 明纬 2*HLG-240H-36A

LUMINOUS DISTRIBUTION INTENSITY DATA

Test:U:220.2V I:1.823A P:392.7W PF:0.9780 Lamp Flux:37683.5x1 lm		
NAME: LED FLOOD LIGHT	TYPE:IP65	WEIGHT:5
SPEC.:CREE XTE	DIM.:	SERIAL No.:
MFR.: QINHAN LIGHTING	SUR.:	PROTECTION ANGLE:

Table--2

UNIT: x10cd

C(DEG) γ (DEG)	95	100	105	110	115	120	125	130	135	140	145	150	155	160	165	170	175	180	185
0	7120	7120	7120	7120	7120	7120	7120	7120	7120	7120	7120	7120	7120	7120	7120	7120	7120	7120	7120
5	5861	5871	5891	5927	5979	6047	6129	6214	6301	6378	6462	6555	6654	6759	6870	6984	7100	7218	7145
10	4591	4614	4665	4736	4798	4872	4948	5024	5078	5134	5205	5290	5380	5465	5567	5691	5841	6019	5906
15	3320	3334	3362	3393	3445	3479	3508	3544	3580	3610	3610	3631	3643	3669	3718	3803	3915	4060	3972
20	2668	2657	2636	2611	2552	2509	2484	2435	2425	2441	2452	2447	2454	2470	2494	2535	2596	2686	2635
25	2025	2024	2018	1994	1977	1952	1911	1873	1835	1809	1797	1792	1784	1778	1780	1791	1818	1863	1841
30	1386	1409	1441	1468	1484	1481	1471	1439	1420	1397	1400	1417	1430	1417	1404	1402	1409	1427	1421
35	1010	1020	1037	1062	1075	1103	1107	1088	1070	1050	1059	1106	1156	1167	1138	1147	1178	1228	1210
40	640	647	659	676	697	708	722	734	721	703	718	737	755	797	802	799	825	879	858
45	269	272	281	302	320	339	366	385	396	391	362	370	387	410	438	428	446	492	479
50	176	164	149	120	84.5	44.2	48.3	116	159	168	142	88.8	94.0	137	131	114	123	151	145
55	90.0	84.3	78.8	63.3	40.1	20.1	7.19	6.10	5.39	36.0	29.0	8.07	6.69	13.0	7.89	7.74	7.80	8.36	8.24
60	4.37	8.32	13.1	15.5	12.4	5.68	4.15	3.85	3.59	3.38	3.28	3.73	3.71	3.63	3.87	4.01	4.04	4.26	4.24
65	2.58	2.54	2.51	2.47	2.38	2.21	2.02	2.17	2.29	2.32	2.30	2.23	2.30	2.38	2.41	2.51	2.58	2.69	2.69
70	2.40	2.40	2.43	2.51	2.53	2.38	2.28	2.14	1.87	1.61	1.66	1.69	1.70	1.66	1.71	1.75	1.81	1.86	1.87
75	2.23	2.26	2.39	2.58	2.70	2.58	2.61	2.58	2.25	2.05	1.71	1.47	1.69	1.84	1.48	1.57	1.50	1.49	1.50
80	0.02	0.07	0.17	0.33	0.56	0.81	1.21	1.70	2.08	2.52	2.00	1.70	1.63	2.23	2.13	2.40	2.47	2.67	2.66
85	0.00	0.00	0.00	0.00	0.00	0.00	0.00	0.00	0.00	0.00	0.00	0.00	0.36	0.64	0.82	0.61	0.49	0.68	0.68
90	0.00	0.00	0.00	0.00	0.00	0.00	0.00	0.00	0.00	0.00	0.00	0.00	0.00	0.00	0.00	0.00	0.00	0.10	0.00

C Range: 0 - 360DEG
 C Interval: 5.0DEG
 Test Speed: HIGH
 Temperature:25.3DEG
 Operators:
 Test Date:2015-03-21

γ Range: 0 - 90DEG
 γ Interval: 0.5DEG
 Test System:EVERFINE GO-2000B_V1 SYSTEM V2.0.287
 Humidity:65.0%
 Test Distance:8.000m [K=1.0000]
 Remarks: 反光杯: 25度

电源: 明纬 2*HLG-240H-36A

LUMINOUS DISTRIBUTION INTENSITY DATA

Test:U:220.2V I:1.823A P:392.7W PF:0.9780 Lamp Flux:37683.5x1 lm		
NAME: LED FLOOD LIGHT	TYPE:IP65	WEIGHT:5
SPEC.:CREE XTE	DIM.:	SERIAL No.:
MFR.: QINHAN LIGHTING	SUR.:	PROTECTION ANGLE:

Table--3

UNIT: x10cd

C(DEG) γ (DEG)	190	195	200	205	210	215	220	225	230	235	240	245	250	255	260	265	270	275	280
0	7120	7120	7120	7120	7120	7120	7120	7120	7120	7120	7120	7120	7120	7120	7120	7120	7120	7120	7120
5	7074	7005	6938	6876	6820	6770	6727	6691	6638	6585	6535	6490	6457	6438	6429	6423	6414	6421	6437
10	5824	5768	5735	5721	5705	5699	5707	5729	5759	5767	5770	5766	5775	5749	5725	5721	5707	5706	5714
15	3918	3895	3914	3963	4034	4108	4221	4328	4438	4538	4651	4760	4849	4937	4993	5012	5001	4960	4872
20	2616	2625	2660	2711	2783	2876	2980	3106	3226	3357	3490	3599	3719	3810	3881	3898	3888	3848	3773
25	1840	1860	1896	1949	2017	2105	2185	2258	2333	2425	2513	2608	2672	2735	2772	2786	2775	2749	2697
30	1428	1447	1481	1527	1566	1595	1640	1688	1742	1777	1800	1805	1793	1755	1714	1679	1662	1670	1698
35	1205	1223	1261	1258	1239	1251	1282	1321	1356	1345	1323	1310	1310	1313	1318	1324	1321	1315	1307
40	865	905	934	919	918	934	974	1015	1008	999	976	965	960	969	974	982	981	975	967
45	493	531	530	541	554	582	610	625	632	632	631	620	620	628	634	639	641	634	630
50	168	198	199	207	242	278	280	277	269	272	317	355	380	405	418	427	429	423	415
55	8.90	12.5	27.1	12.2	52.7	88.5	70.4	11.8	65.4	122	173	201	211	214	217	217	217	215	215
60	4.44	4.53	4.61	5.04	5.56	6.01	5.79	6.68	18.4	45.6	63.6	62.9	50.1	33.9	19.2	8.32	4.41	8.26	18.9
65	2.74	2.78	2.89	3.00	3.12	3.37	3.58	3.73	3.62	3.12	3.21	3.27	3.30	3.34	3.38	3.41	3.41	3.39	3.33
70	1.87	1.90	1.94	2.04	2.14	2.18	2.19	2.44	2.51	2.49	2.49	2.46	2.43	2.41	2.42	2.42	2.42	2.41	2.40
75	1.53	1.47	1.78	1.61	1.71	2.12	2.36	2.43	2.23	1.96	1.79	1.67	1.57	1.50	1.46	1.43	1.42	1.44	1.47
80	2.60	2.26	2.26	1.73	2.17	2.56	2.63	2.05	1.26	0.75	0.46	0.30	0.18	0.10	0.04	0.01	0.00	0.01	0.04
85	0.78	0.83	0.76	0.56	0.00	0.00	0.00	0.00	0.00	0.00	0.00	0.00	0.00	0.00	0.00	0.00	0.00	0.00	0.00
90	0.00	0.00	0.00	0.00	0.00	0.00	0.00	0.00	0.00	0.00	0.00	0.00	0.00	0.00	0.00	0.00	0.00	0.00	0.00

C Range: 0 - 360DEG
 C Interval: 5.0DEG
 Test Speed: HIGH
 Temperature:25.3DEG
 Operators:
 Test Date:2015-03-21

γ Range: 0 - 90DEG
 γ Interval: 0.5DEG
 Test System:EVERFINE GO-2000B_V1 SYSTEM V2.0.287
 Humidity:65.0%
 Test Distance:8.000m [K=1.0000]
 Remarks: 反光杯: 25度

电源: 明纬 2*HLG-240H-36A

LUMINOUS DISTRIBUTION INTENSITY DATA

Test:U:220.2V I:1.823A P:392.7W PF:0.9780 Lamp Flux:37683.5x1 lm		
NAME: LED FLOOD LIGHT	TYPE:IP65	WEIGHT:5
SPEC.:CREE XTE	DIM.:	SERIAL No.:
MFR.: QINHAN LIGHTING	SUR.:	PROTECTION ANGLE:

Table--4

UNIT: x10cd

C(DEG) γ (DEG)	285	290	295	300	305	310	315	320	325	330	335	340	345	350	355				
0	7120	7120	7120	7120	7120	7120	7120	7120	7120	7120	7120	7120	7120	7120	7120				
5	6465	6506	6552	6590	6610	6638	6675	6718	6765	6815	6871	6926	6988	7055	7127				
10	5712	5692	5667	5646	5600	5547	5522	5503	5467	5436	5422	5435	5462	5508	5584				
15	4769	4651	4523	4422	4301	4184	4053	3939	3845	3758	3696	3659	3645	3657	3698				
20	3659	3532	3415	3282	3151	3041	2906	2791	2685	2594	2517	2464	2434	2431	2450				
25	2631	2566	2483	2399	2299	2212	2129	2049	1984	1912	1842	1795	1758	1739	1740				
30	1726	1753	1760	1744	1716	1671	1627	1574	1530	1506	1472	1432	1403	1387	1381				
35	1299	1297	1296	1306	1330	1337	1288	1242	1212	1206	1227	1220	1180	1159	1155				
40	960	955	950	959	986	991	996	950	907	880	865	867	827	796	782				
45	625	613	607	608	606	606	600	582	550	513	487	469	470	431	418				
50	400	376	339	286	241	246	252	261	251	204	162	153	142	107	89.2				
55	213	203	188	154	99.8	46.2	9.18	62.9	73.7	30.8	9.11	14.5	8.26	7.69	7.14				
60	34.0	48.8	58.8	53.8	36.3	9.13	5.46	4.85	4.95	5.03	4.76	4.55	4.36	4.24	4.06				
65	3.25	3.15	3.03	2.89	2.74	3.07	3.14	3.10	3.01	2.89	2.90	2.89	2.82	2.74	2.68				
70	2.38	2.35	2.30	2.24	2.20	2.17	2.14	1.92	1.99	2.04	2.05	1.99	1.99	1.94	1.91				
75	1.53	1.57	1.60	1.63	1.73	1.95	2.25	2.15	2.01	1.69	1.79	2.11	1.78	1.88	1.84				
80	0.10	0.18	0.29	0.43	0.65	1.13	1.94	2.54	2.41	2.12	1.91	2.45	2.51	2.77	2.69				
85	0.00	0.00	0.00	0.00	0.00	0.00	0.00	0.00	0.00	0.00	0.51	0.59	0.63	0.58	0.38				
90	0.00	0.00	0.00	0.00	0.00	0.00	0.00	0.00	0.00	0.00	0.00	0.00	0.00	0.00	0.00				

C Range: 0 - 360DEG
 C Interval: 5.0DEG
 Test Speed: HIGH
 Temperature:25.3DEG
 Operators:
 Test Date:2015-03-21

γ Range: 0 - 90DEG
 γ Interval: 0.5DEG
 Test System:EVERFINE GO-2000B_V1 SYSTEM V2.0.287
 Humidity:65.0%
 Test Distance:8.000m [K=1.0000]
 Remarks: 反光杯: 25度

电源: 明纬 2*HLG-240H-36A