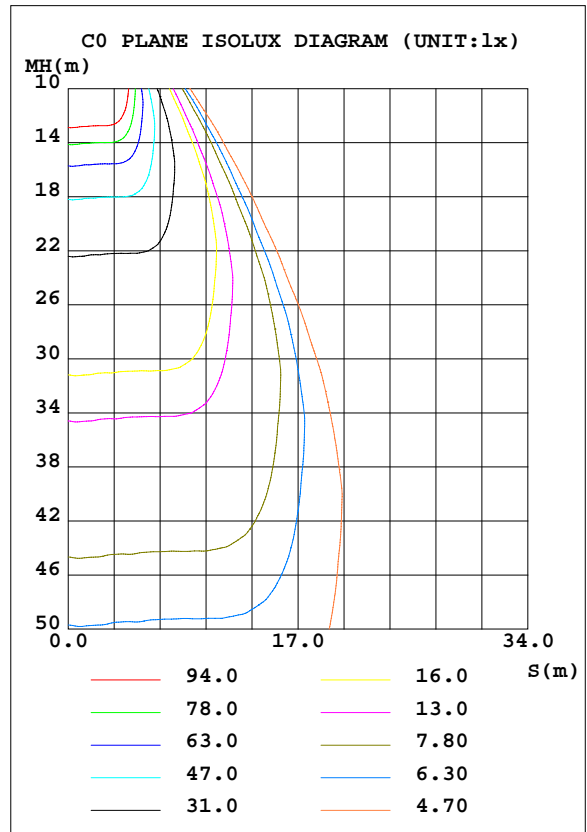
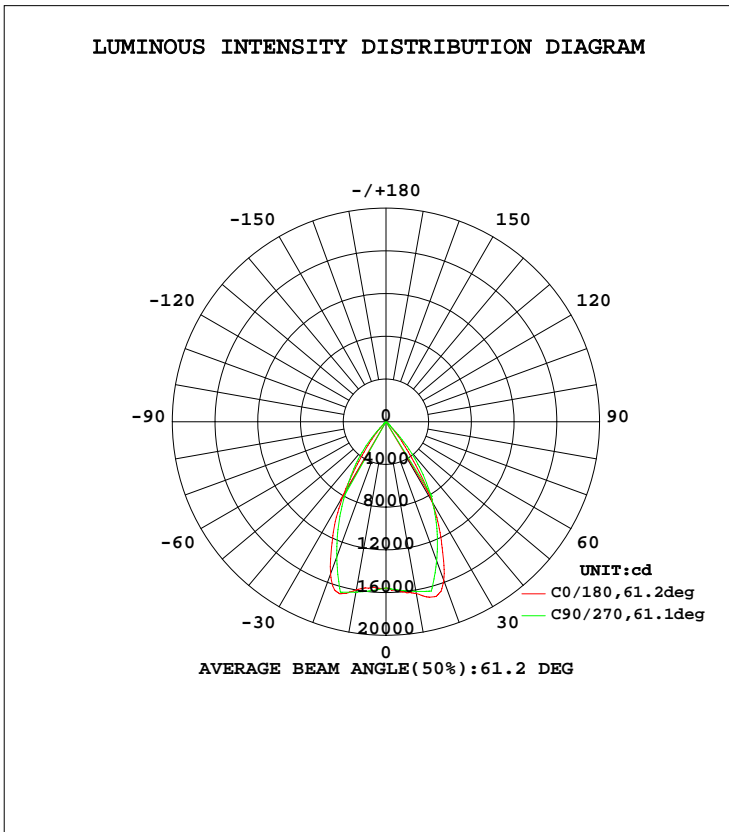


LUMINAIRE PHOTOMETRIC TEST REPORT

Test:U:220.1V I:0.6950A P:148.1W PF:0.9670 Lamp Flux:14909.3x1 lm		
NAME: LED HIGH BAY LIGHT	TYPE:	WEIGHT:5
SPEC.:CREE XTE	DIM.:	SERIAL No.:
MFR.: QINHAN LIGHTING	SUR.:	PROTECTION ANGLE:

DATA OF LAMP		PHOTOMETRIC DATA Eff: 100.67 lm/W			
MODEL	QH-HBGK-150W	Imax(cd)	17013	S/MH(C0/180)	0.90
NOMINAL POWER(W)	150W	LOR(%)	100.0	S/MH(C90/270)	0.95
RATED VOLTAGE(V)	220	TOTAL FLUX(lm)	14909	η UP, DN(C0-180)	0.0, 48.4
NOMINAL FLUX(lm)	14909.3	CIE CLASS	DIRECT	η UP, DN(C180-360)	0.0, 51.6
LAMPS INSIDE	1	η up(%)	0.0	CIBSE SHR NOM	0.75
TEST VOLTAGE(V)	220.1	η down(%)	100.0	CIBSE SHR MAX	0.90



C Range: 0 - 360DEG
 C Interval: 5.0DEG
 Test Speed: HIGH
 Temperature:25.3DEG
 Operators:
 Test Date:2014-12-29

γ Range: 0 - 90DEG
 γ Interval: 0.5DEG
 Test System:EVERFINE GO-2000B_V1 SYSTEM V2.0.287
 Humidity:65.0%
 Test Distance:8.000m [K=1.0000]
 Remarks: 60度反光杯

ZONAL FLUX DIAGRAM

ZONAL FLUX DIAGRAM:

γ	C0	C45	C90	C135	C180	C225	C270	C315	γ	Φ zone	Φ total	lum, lamp
5	1558	1575	1588	1598	1598	1596	1584	1577	0- 5	377.2	377.2	2.53,2.53
10	1597	1587	1620	1632	1633	1630	1613	1603	5- 10	1146	1523	10.2,10.2
15	1668	1566	1651	1611	1698	1635	1641	1607	10- 15	1927	3450	23.1,23.1
20	1519	1437	1348	1496	1582	1561	1387	1520	15- 20	2560	6010	40.3,40.3
25	1178	1084	1045	1131	1228	1225	1132	1168	20- 25	2711	8721	58.5,58.5
30	803.1	730.9	741.7	756.3	861.4	841.5	877.6	798.7	25- 30	2430	11151	74.8,74.8
35	417.5	414.4	506.4	424.6	453.9	498.0	606.0	460.4	30- 35	1821	12972	87,87
40	179.4	176.2	271.1	179.6	193.6	227.2	334.4	206.3	35- 40	1125	14096	94.5,94.5
45	38.54	82.02	35.87	89.75	52.23	107.9	62.86	103.0	40- 45	535.2	14631	98.1,98.1
50	12.22	29.06	25.21	29.85	13.71	41.86	43.43	35.16	45- 50	152.3	14784	99.2,99.2
55	6.709	7.052	14.55	6.776	7.387	8.796	23.99	7.076	50- 55	59.52	14843	99.6,99.6
60	3.717	4.466	3.892	4.274	4.042	5.543	4.561	4.470	55- 60	31.91	14875	99.8,99.8
65	2.060	2.470	2.805	2.364	2.311	3.051	3.278	2.492	60- 65	16.20	14891	99.9,99.9
70	1.125	1.275	1.718	1.235	1.276	1.570	1.995	1.305	65- 70	9.819	14901	99.9,99.9
75	0.5393	0.7136	0.6309	0.7293	0.6407	0.8740	0.7116	0.7228	70- 75	5.514	14907	100,100
80	0.2004	0.2265	0	0.2673	0.2558	0.2629	0	0.2140	75- 80	2.213	14909	100,100
85	0.0550	0	0	0	0.0834	0	0	0	80- 85	0.4230	14909	100,100
90	0.0306	0	0	0	0.0410	0	0	0	85- 90	0.0493	14909	100,100
95									90- 95			
100									95-100			
105									100-105			
110									105-110			
115									110-115			
120									115-120			
125									120-125			
130									125-130			
135									130-135			
140									135-140			
145									140-145			
150									145-150			
155									150-155			
160									155-160			
165									160-165			
170									165-170			
175									170-175			
180									175-180			
DEG	LUMINOUS INTENSITY:×10cd								UNIT:lm			

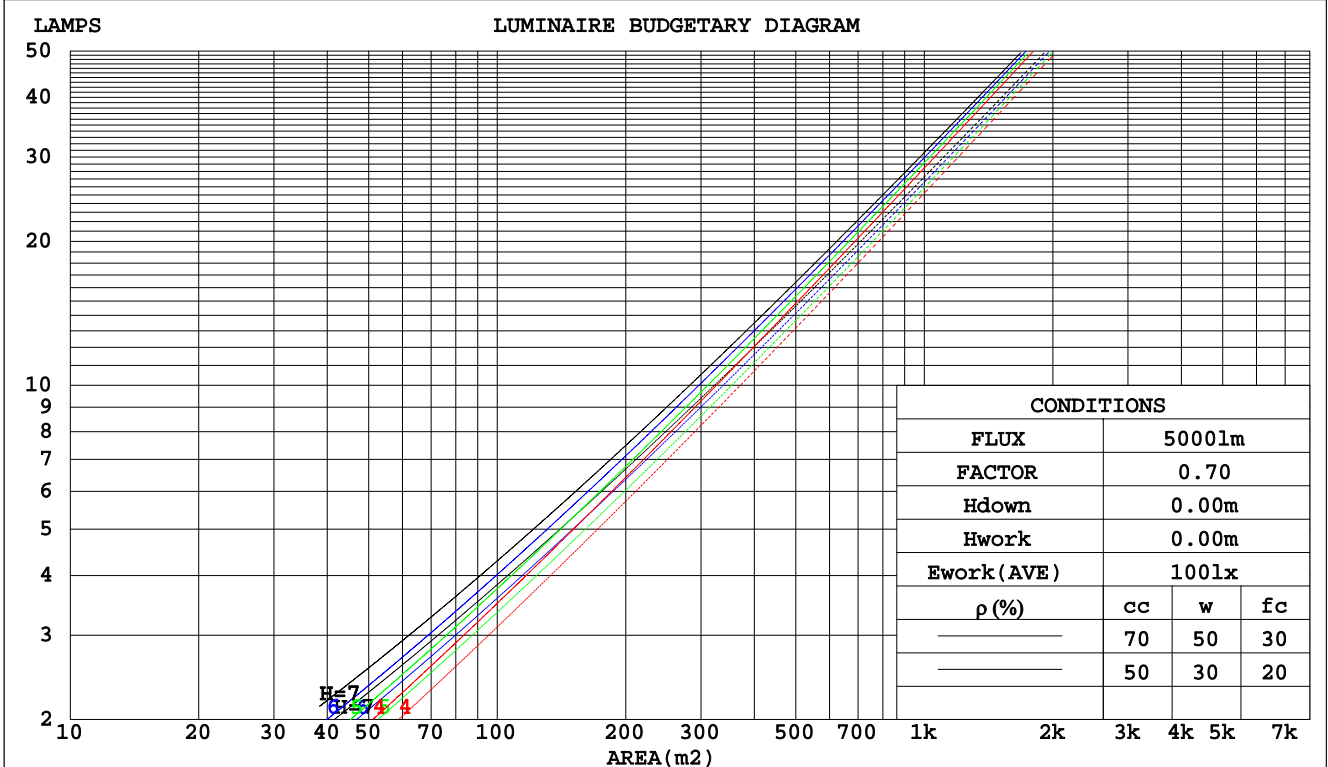
C Range: 0 - 360DEG
 C Interval: 5.0DEG
 Test Speed: HIGH
 Temperature:25.3DEG
 Operators:
 Test Date:2014-12-29

γ Range: 0 - 90DEG
 γ Interval: 0.5DEG
 Test System:EVERFINE GO-2000B_V1 SYSTEM V2.0.287
 Humidity:65.0%
 Test Distance:8.000m [K=1.0000]
 Remarks: 60度反光杯

CU AND LUMINAIRE BUDGETARY ESTIMATE DIAGRAM

Test:U:220.1V I:0.6950A P:148.1W PF:0.9670 Lamp Flux:14909.3x1 lm		
NAME: LED HIGH BAY LIGHT	TYPE:	WEIGHT:5
SPEC.:CREE XTE	DIM.:	SERIAL No.:
MFR.: QINHAN LIGHTING	SUR.:	PROTECTION ANGLE:

pcc	80%			70%			50%			30%			10%			0
pw	50%	30%	10%	50%	30%	10%	50%	30%	10%	50%	30%	10%	50%	30%	10%	0
pfc	20%			20%			20%			20%			20%			0
RCR	RCR:Room Cavity Ratio															
	Coefficients of Utilization(CU)															
0.0	1.19	1.19	1.19	1.16	1.16	1.16	1.11	1.11	1.11	1.06	1.06	1.06	1.02	1.02	1.02	.00
1.0	1.11	1.09	1.06	1.09	1.07	1.05	1.05	1.03	1.01	1.01	.00	.98	.98	.97	.96	.94
2.0	1.03	.00	.96	1.02	.98	.95	.99	.96	.93	.96	.93	.91	.93	.91	.89	.88
3.0	.97	.92	.88	.95	.91	.87	.93	.89	.86	.90	.87	.85	.88	.85	.83	.82
4.0	.91	.85	.81	.89	.84	.81	.87	.83	.80	.85	.82	.79	.83	.80	.78	.76
5.0	.85	.79	.75	.84	.79	.75	.82	.78	.74	.81	.77	.73	.79	.76	.73	.71
6.0	.80	.74	.70	.79	.74	.70	.78	.73	.69	.76	.72	.69	.75	.71	.68	.67
7.0	.75	.69	.65	.75	.69	.65	.73	.68	.65	.72	.68	.64	.71	.67	.64	.63
8.0	.71	.65	.61	.70	.65	.61	.69	.64	.61	.68	.64	.60	.67	.63	.60	.59
9.0	.67	.61	.57	.67	.61	.57	.66	.61	.57	.65	.60	.57	.64	.60	.57	.55
10.0	.63	.58	.54	.63	.58	.54	.62	.57	.54	.61	.57	.54	.61	.57	.54	.52



C Range: 0 - 360DEG
 C Interval: 5.0DEG
 Test Speed: HIGH
 Temperature:25.3DEG
 Operators:
 Test Date:2014-12-29

γ Range: 0 - 90DEG
 γ Interval: 0.5DEG
 Test System:EVERFINE GO-2000B_V1 SYSTEM V2.0.287
 Humidity:65.0%
 Test Distance:8.000m [K=1.0000]
 Remarks: 60度反光杯

WEC AND CCEC

Test:U:220.1V I:0.6950A P:148.1W PF:0.9670 Lamp Flux:14909.3x1 lm		
NAME: LED HIGH BAY LIGHT	TYPE:	WEIGHT:5
SPEC.:CREE XTE	DIM.:	SERIAL No.:
MFR.: QINHAN LIGHTING	SUR.:	PROTECTION ANGLE:

ρcc	80%			70%			50%			30%			10%			0
ρw	50%	30%	10%	50%	30%	10%	50%	30%	10%	50%	30%	10%	50%	30%	10%	0
ρfc	20%			20%			20%			20%			20%			0
RCR	RCR:Room Cavity Ratio						Wall Exitance Coefficients(WEC)									
0.0																
1.0	.174	.099	.031	.167	.095	.030	.155	.089	.028	.143	.083	.026	.133	.077	.025	
2.0	.167	.091	.028	.161	.089	.027	.150	.084	.026	.141	.079	.025	.132	.074	.023	
3.0	.159	.085	.025	.154	.083	.025	.145	.079	.024	.137	.075	.023	.129	.071	.022	
4.0	.152	.079	.023	.147	.077	.023	.140	.074	.022	.132	.071	.021	.126	.068	.021	
5.0	.145	.074	.021	.141	.072	.021	.134	.070	.021	.128	.068	.020	.122	.065	.020	
6.0	.138	.069	.020	.135	.068	.020	.129	.066	.019	.124	.064	.019	.118	.062	.019	
7.0	.132	.065	.019	.130	.065	.018	.124	.063	.018	.119	.061	.018	.115	.060	.018	
8.0	.127	.062	.017	.124	.061	.017	.120	.060	.017	.115	.058	.017	.111	.057	.017	
9.0	.122	.059	.016	.120	.058	.016	.115	.057	.016	.111	.056	.016	.108	.055	.016	
10.0	.117	.056	.016	.115	.056	.016	.111	.054	.015	.108	.053	.015	.104	.052	.015	

ρcc	80%			70%			50%			30%			10%			0
ρw	50%	30%	10%	50%	30%	10%	50%	30%	10%	50%	30%	10%	50%	30%	10%	0
ρfc	20%			20%			20%			20%			20%			0
RCR	RCR:Room Cavity Ratio						Ceiling Cavity Exitance Coefficients(CCEC)									
0.0	.190	.190	.190	.163	.163	.163	.111	.111	.111	.064	.064	.064	.020	.020	.020	
1.0	.171	.157	.145	.146	.135	.125	.100	.093	.086	.058	.054	.050	.018	.017	.016	
2.0	.156	.133	.113	.133	.114	.098	.091	.079	.068	.053	.046	.040	.017	.015	.013	
3.0	.143	.114	.090	.123	.098	.078	.084	.068	.055	.049	.040	.032	.016	.013	.011	
4.0	.133	.099	.073	.114	.085	.063	.078	.060	.045	.045	.035	.026	.015	.011	.009	
5.0	.124	.087	.060	.107	.075	.052	.073	.053	.037	.043	.031	.022	.014	.010	.007	
6.0	.117	.078	.050	.100	.067	.044	.069	.047	.031	.040	.028	.018	.013	.009	.006	
7.0	.110	.070	.042	.095	.061	.037	.066	.043	.026	.038	.025	.016	.012	.008	.005	
8.0	.105	.064	.036	.090	.056	.032	.062	.039	.022	.036	.023	.013	.012	.008	.004	
9.0	.100	.059	.031	.086	.051	.027	.060	.036	.019	.035	.021	.012	.011	.007	.004	
10.0	.095	.055	.027	.082	.047	.024	.057	.033	.017	.033	.020	.010	.011	.006	.003	

C Range: 0 - 360DEG
 C Interval: 5.0DEG
 Test Speed: HIGH
 Temperature:25.3DEG
 Operators:
 Test Date:2014-12-29

γ Range: 0 - 90DEG
 γ Interval: 0.5DEG
 Test System:EVERFINE GO-2000B_V1 SYSTEM V2.0.287
 Humidity:65.0%
 Test Distance:8.000m [K=1.0000]
 Remarks: 60度反光杯

UGR(Unified Glare Rating) Table

Test:U:220.1V I:0.6950A P:148.1W PF:0.9670 Lamp Flux:14909.3x1 lm										
NAME: LED HIGH BAY LIGHT					TYPE:			WEIGHT:5		
SPEC.:CREE XTE					DIM.:			SERIAL No.:		
MFR.: QINHAN LIGHTING					SUR.:			PROTECTION ANGLE:		
ceiling/cavity	0.7	0.7	0.5	0.5	0.3	0.7	0.7	0.5	0.5	0.3
walls	0.5	0.3	0.5	0.3	0.3	0.5	0.3	0.5	0.3	0.3
working plane	0.2	0.2	0.2	0.2	0.2	0.2	0.2	0.2	0.2	0.2
Room dimensions	Viewed crosswise					Viewed endwise				
x = 2H y = 2H	16.1	17.0	16.3	17.2	17.3	17.3	18.2	17.5	18.4	18.6
3H	15.9	16.8	16.2	17.0	17.2	17.1	18.0	17.4	18.2	18.4
4H	15.8	16.6	16.1	16.8	17.1	17.0	17.8	17.3	18.1	18.3
6H	15.7	16.5	16.0	16.7	17.0	16.9	17.7	17.2	17.9	18.2
8H	15.7	16.4	16.0	16.7	16.9	16.9	17.6	17.2	17.9	18.1
12H	15.6	16.3	16.0	16.6	16.9	16.9	17.6	17.2	17.8	18.1
4H 2H	15.8	16.6	16.1	16.8	17.1	17.0	17.8	17.3	18.1	18.3
3H	15.6	16.3	16.0	16.6	16.9	16.9	17.6	17.2	17.8	18.1
4H	15.6	16.2	15.9	16.5	16.8	16.8	17.4	17.1	17.7	18.0
6H	15.5	16.0	15.8	16.3	16.7	16.7	17.2	17.0	17.6	17.9
8H	15.4	15.9	15.8	16.3	16.6	16.6	17.1	17.0	17.5	17.9
12H	15.4	15.8	15.8	16.2	16.6	16.6	17.0	17.0	17.4	17.8
8H 4H	15.4	15.9	15.8	16.3	16.6	16.6	17.1	17.0	17.5	17.9
6H	15.3	15.7	15.7	16.1	16.5	16.5	16.9	16.9	17.3	17.7
8H	15.3	15.6	15.7	16.0	16.5	16.5	16.8	16.9	17.3	17.7
12H	15.2	15.5	15.7	16.0	16.4	16.4	16.7	16.9	17.2	17.6
12H 4H	15.4	15.8	15.8	16.2	16.6	16.6	17.0	17.0	17.4	17.8
6H	15.3	15.6	15.7	16.0	16.5	16.5	16.8	16.9	17.3	17.7
8H	15.2	15.5	15.7	16.0	16.4	16.4	16.7	16.9	17.2	17.6
Variations with the observer position at spacings:										
S = 1.0H	+ 3.9 / -15.5					+ 3.6 / -15.3				
1.5H	+ 6.6 / -12.6					+ 6.3 / -13.5				
2.0H	+ 7.2 / - 5.7					+ 5.5 / - 6.4				

CIE Pub.117 Corrected 14909 lm Total Lamp Luminous Flux. (8log(F/F0) = 9.4)

C Range: 0 - 360DEG
 C Interval: 5.0DEG
 Test Speed: HIGH
 Temperature:25.3DEG
 Operators:
 Test Date:2014-12-29

γ Range: 0 - 90DEG
 γ Interval: 0.5DEG
 Test System:EVERFINE GO-2000B_V1 SYSTEM V2.0.287
 Humidity:65.0%
 Test Distance:8.000m [K=1.0000]
 Remarks: 60度反光杯

UTILIZATION FACTORS TABLE

Test:U:220.1V I:0.6950A P:148.1W PF:0.9670 Lamp Flux:14909.3x1 lm		
NAME: LED HIGH BAY LIGHT	TYPE:	WEIGHT:5
SPEC.:CREE XTE	DIM.:	SERIAL No.:
MFR.: QINHAN LIGHTING	SUR.:	PROTECTION ANGLE:

REFLECTANCE										
Ceiling	0.8	0.8	0.8	0.7	0.7	0.7	0.5	0.5	0.5	0
Walls	0.7	0.5	0.3	0.7	0.5	0.3	0.7	0.5	0.3	0
Working plane	0.2	0.2	0.2	0.2	0.2	0.2	0.2	0.2	0.2	0
ROOM INDEX	UTILIZATION FACTORS(PERCENT) $k(RI) \times RCR = 5$									
k = 0.60	88	82	78	88	82	78	87	81	78	75
0.80	96	90	86	95	90	86	94	89	86	82
1.00	100	94	91	99	94	91	98	94	90	86
1.25	104	99	95	103	98	95	101	97	94	90
1.50	106	102	99	105	101	98	103	100	97	93
2.00	109	105	102	108	104	101	105	102	100	95
2.50	111	107	104	109	106	103	106	103	101	95
3.00	112	109	106	110	107	105	107	105	103	97
4.00	114	111	109	112	110	108	108	107	105	98
5.00	115	113	111	113	111	110	109	108	107	99
ROOM INDEX	UF(total)									Direct
According to DIN EN 13032-2 2004			Suspended				SHRNOM = 1.25			

C Range: 0 - 360DEG
 C Interval: 5.0DEG
 Test Speed: HIGH
 Temperature:25.3DEG
 Operators:
 Test Date:2014-12-29

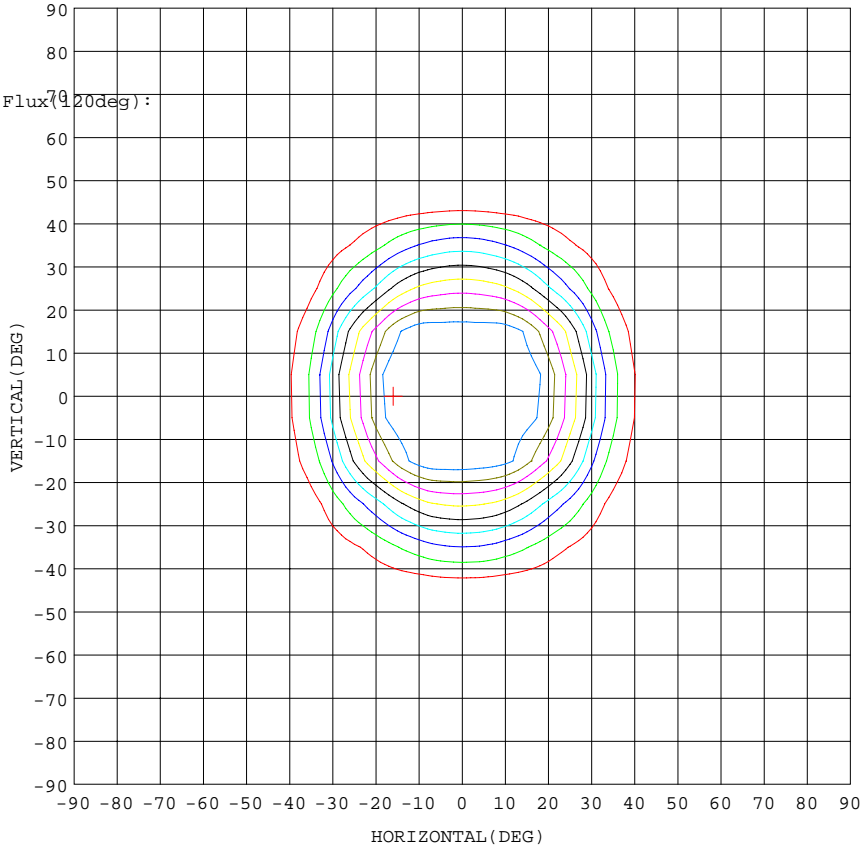
γ Range: 0 - 90DEG
 γ Interval: 0.5DEG
 Test System:EVERFINE GO-2000B_V1 SYSTEM V2.0.287
 Humidity:65.0%
 Test Distance:8.000m [K=1.0000]
 Remarks: 60度反光杯

ISOCANDELA DIAGRAM

Test:U:220.1V I:0.6950A P:148.1W PF:0.9670 Lamp Flux:14909.3x1 lm		
NAME: LED HIGH BAY LIGHT	TYPE:	WEIGHT:5
SPEC.:CREE XTE	DIM.:	SERIAL No.:
MFR.: QINHAN LIGHTING	SUR.:	PROTECTION ANGLE:

Conical surface Flux(90deg):
 14631 lm
 %lum = 98.1%
 %lamp = 98.1%

Conical surface Flux(70deg):
 14875 lm
 %lum = 99.8%
 %lamp = 99.8%



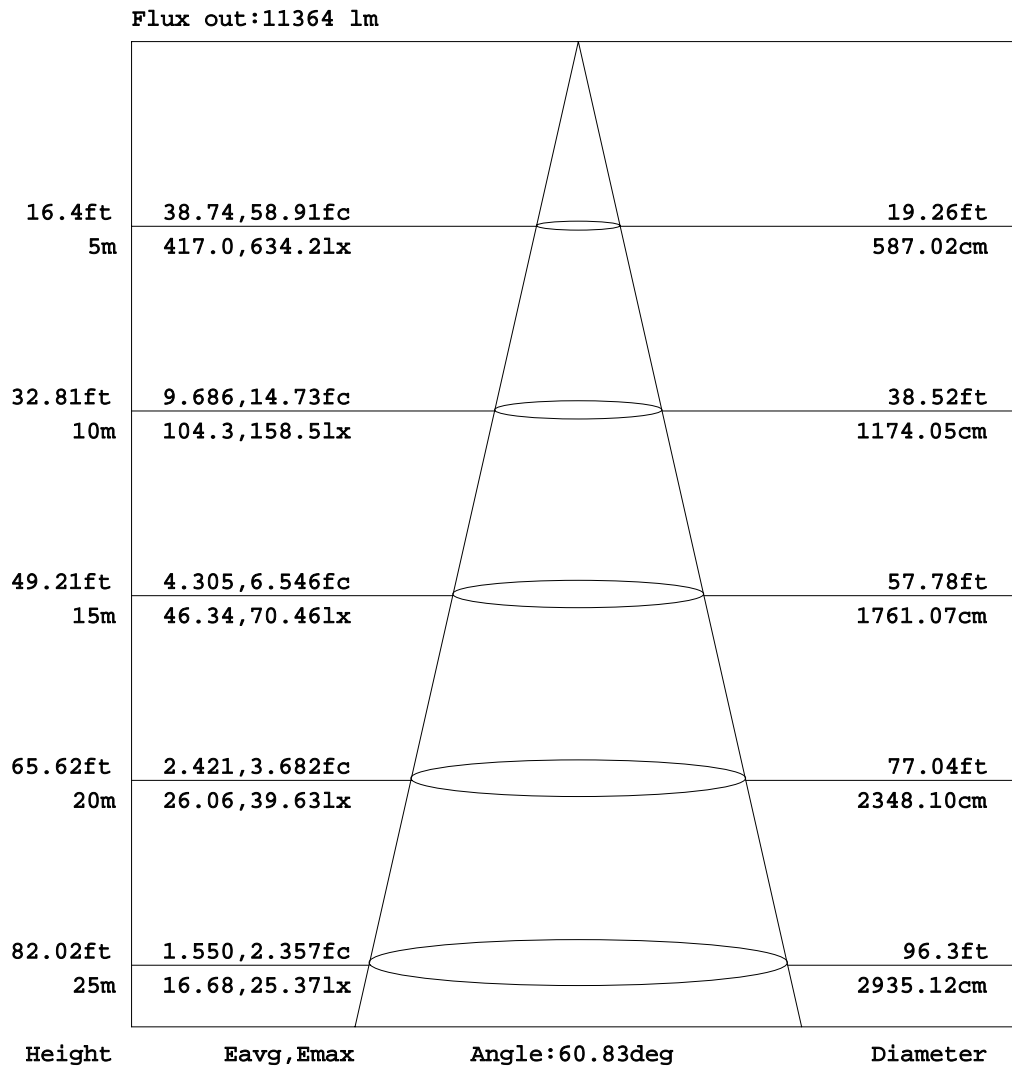
Imax:16994(H=-16.0,V0.0)
 (At:C=180.0,Gamma=16.0)
 UNIT: cd

C Range: 0 - 360DEG
 C Interval: 5.0DEG
 Test Speed: HIGH
 Temperature:25.3DEG
 Operators:
 Test Date:2014-12-29

γ Range: 0 - 90DEG
 γ Interval: 0.5DEG
 Test System:EVERFINE GO-2000B_V1 SYSTEM V2.0.287
 Humidity:65.0%
 Test Distance:8.000m [K=1.0000]
 Remarks: 60度反光杯

AAI Figure

Test:U:220.1V I:0.6950A P:148.1W PF:0.9670 Lamp Flux:14909.3x1 lm		
NAME: LED HIGH BAY LIGHT	TYPE:	WEIGHT:5
SPEC.:CREE XTE	DIM.:	SERIAL No.:
MFR.: QINHAN LIGHTING	SUR.:	PROTECTION ANGLE:



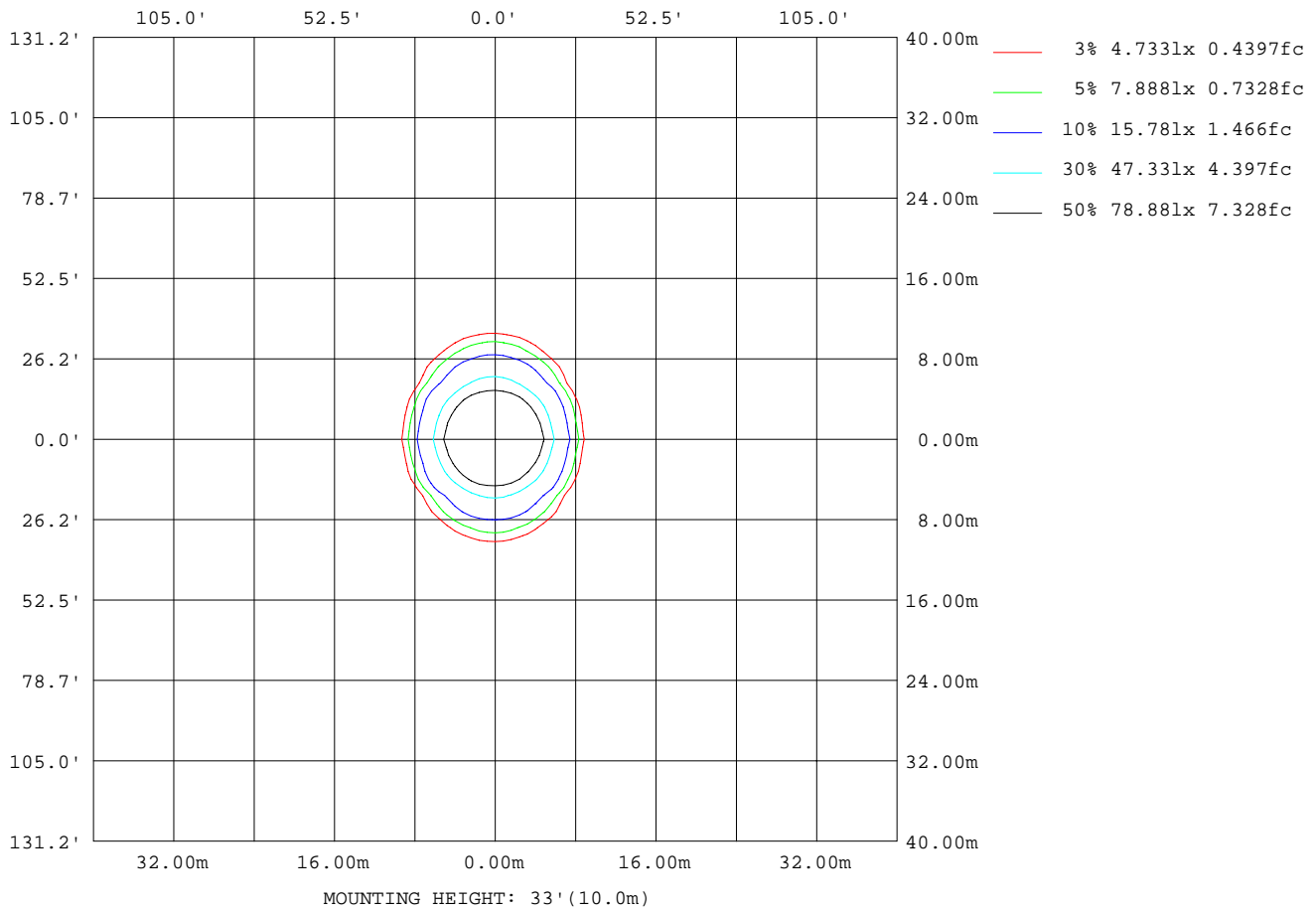
Note:The Curves indicate the illuminated area and the average illumination when the luminaire is at different distance.

C Range: 0 - 360DEG
 C Interval: 5.0DEG
 Test Speed: HIGH
 Temperature:25.3DEG
 Operators:
 Test Date:2014-12-29

γ Range: 0 - 90DEG
 γ Interval: 0.5DEG
 Test System:EVERFINE GO-2000B_V1 SYSTEM V2.0.287
 Humidity:65.0%
 Test Distance:8.000m [K=1.0000]
 Remarks: 60度反光杯

ISOLUX DIAGRAM

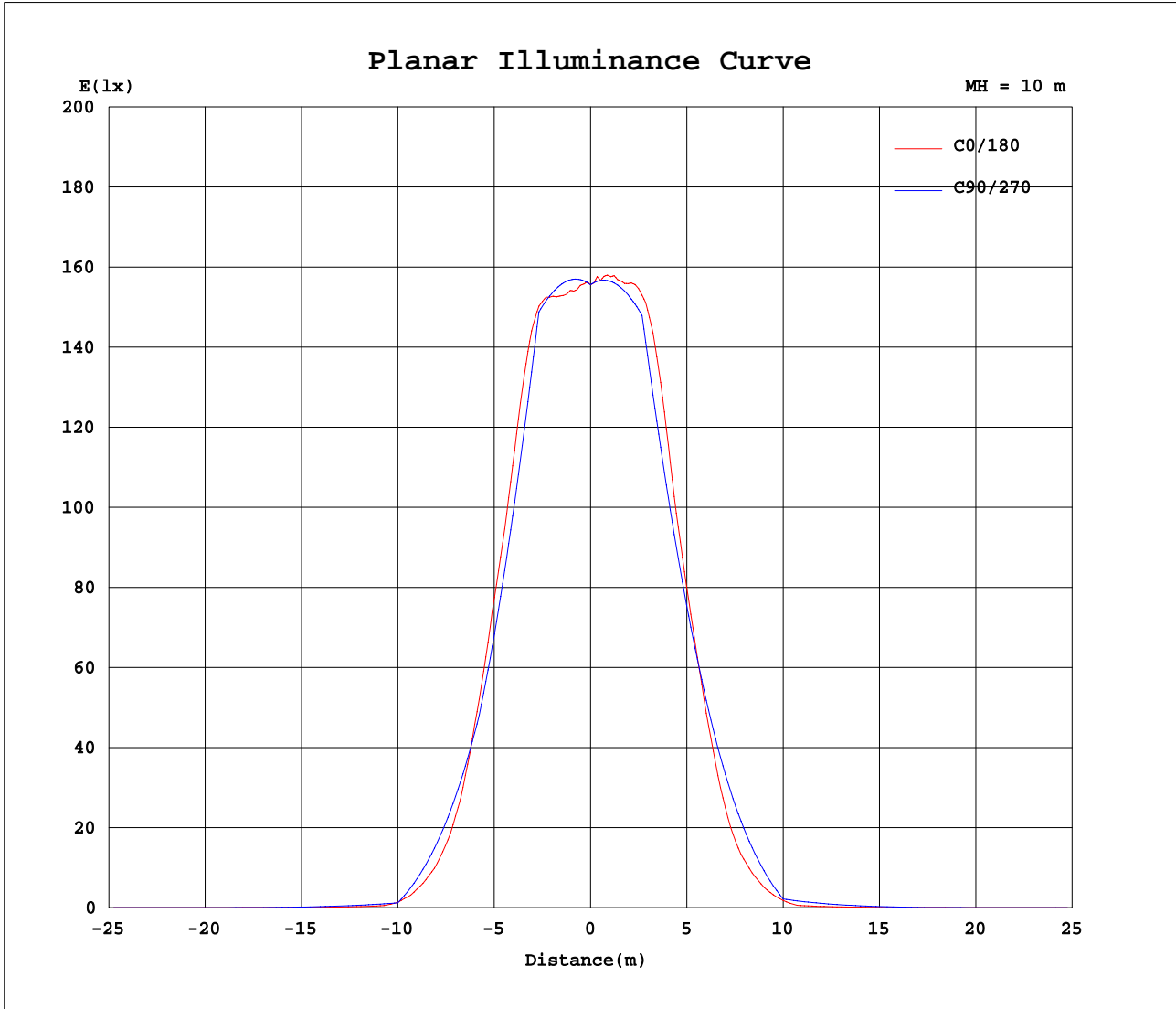
Test:U:220.1V I:0.6950A P:148.1W PF:0.9670 Lamp Flux:14909.3x1 lm		
NAME: LED HIGH BAY LIGHT	TYPE:	WEIGHT:5
SPEC.:CREE XTE	DIM.:	SERIAL No.:
MFR.: QINHAN LIGHTING	SUR.:	PROTECTION ANGLE:



C Range: 0 - 360DEG
 C Interval: 5.0DEG
 Test Speed: HIGH
 Temperature:25.3DEG
 Operators:
 Test Date:2014-12-29

γ Range: 0 - 90DEG
 γ Interval: 0.5DEG
 Test System:EVERFINE GO-2000B_V1 SYSTEM V2.0.287
 Humidity:65.0%
 Test Distance:8.000m [K=1.0000]
 Remarks: 60度反光杯

Planar Illuminance Curve



C Range: 0 - 360DEG
 C Interval: 5.0DEG
 Test Speed: HIGH
 Temperature: 25.3DEG
 Operators:
 Test Date: 2014-12-29

γ Range: 0 - 90DEG
 γ Interval: 0.5DEG
 Test System: EVERFINE GO-2000B_V1 SYSTEM V2.0.287
 Humidity: 65.0%
 Test Distance: 8.000m [K=1.0000]
 Remarks: 60度反光杯

LUMINOUS DISTRIBUTION INTENSITY DATA

Test:U:220.1V I:0.6950A P:148.1W PF:0.9670 Lamp Flux:14909.3x1 lm		
NAME: LED HIGH BAY LIGHT	TYPE:	WEIGHT:5
SPEC.:CREE XTE	DIM.:	SERIAL No.:
MFR.: QINHAN LIGHTING	SUR.:	PROTECTION ANGLE:

Table--1

UNIT: x10cd

C(DEG) γ (DEG)	0	5	10	15	20	25	30	35	40	45	50	55	60	65	70	75	80	85	90
0	1556	1556	1556	1556	1556	1556	1556	1556	1556	1556	1556	1556	1556	1556	1556	1556	1556	1556	1556
5	1558	1560	1562	1564	1565	1567	1568	1570	1572	1575	1579	1582	1583	1585	1587	1589	1590	1589	1588
10	1597	1595	1592	1590	1587	1586	1585	1584	1585	1587	1592	1596	1599	1601	1605	1611	1616	1618	1620
15	1668	1642	1617	1595	1577	1565	1560	1557	1558	1566	1577	1589	1600	1612	1624	1629	1637	1644	1651
20	1519	1477	1444	1420	1403	1392	1389	1394	1411	1437	1448	1428	1411	1391	1374	1361	1349	1345	1348
25	1178	1133	1103	1086	1085	1097	1113	1129	1106	1084	1076	1071	1067	1061	1055	1048	1045	1042	1045
30	803	757	729	719	725	750	763	758	749	731	720	713	716	716	722	733	735	739	742
35	418	387	372	370	379	398	411	421	424	414	392	379	410	443	464	483	496	504	506
40	179	162	156	159	173	170	172	177	177	176	199	215	237	253	261	264	269	271	271
45	38.5	35.2	33.1	33.8	45.3	56.4	51.0	36.4	60.4	82.0	98.3	103	100	93.6	78.9	59.6	45.6	39.0	35.9
50	12.2	11.7	11.8	12.2	12.4	12.6	12.7	13.6	18.2	29.1	31.2	20.7	13.4	14.3	15.1	15.7	18.1	24.1	25.2
55	6.71	6.41	6.54	6.62	6.71	6.87	7.29	7.59	7.53	7.05	7.78	8.42	9.00	9.46	9.80	10.00	10.7	14.0	14.6
60	3.72	3.57	3.64	3.64	3.75	3.87	3.95	3.81	4.13	4.47	4.78	5.01	5.10	5.02	4.82	4.52	4.25	4.07	3.89
65	2.06	2.00	2.02	2.05	2.09	2.11	2.13	2.28	2.42	2.47	2.39	2.24	2.41	2.54	2.66	2.73	2.79	2.82	2.80
70	1.12	1.10	1.10	1.11	1.11	1.15	1.20	1.20	1.17	1.27	1.37	1.47	1.55	1.62	1.67	1.70	1.72	1.73	1.72
75	0.54	0.52	0.53	0.52	0.54	0.54	0.57	0.63	0.68	0.71	0.74	0.75	0.75	0.74	0.71	0.69	0.66	0.64	0.63
80	0.20	0.20	0.19	0.20	0.22	0.25	0.28	0.28	0.25	0.23	0.20	0.17	0.13	0.10	0.07	0.04	0.02	0.00	0.00
85	0.05	0.06	0.07	0.09	0.09	0.04	0.00	0.00	0.00	0.00	0.00	0.00	0.00	0.00	0.00	0.00	0.00	0.00	0.00
90	0.03	0.00	0.00	0.00	0.00	0.00	0.00	0.00	0.00	0.00	0.00	0.00	0.00	0.00	0.00	0.00	0.00	0.00	0.00

C Range: 0 - 360DEG
 C Interval: 5.0DEG
 Test Speed: HIGH
 Temperature:25.3DEG
 Operators:
 Test Date:2014-12-29

γ Range: 0 - 90DEG
 γ Interval: 0.5DEG
 Test System:EVERFINE GO-2000B_V1 SYSTEM V2.0.287
 Humidity:65.0%
 Test Distance:8.000m [K=1.0000]
 Remarks: 60度反光杯

LUMINOUS DISTRIBUTION INTENSITY DATA

Test:U:220.1V I:0.6950A P:148.1W PF:0.9670 Lamp Flux:14909.3x1 lm		
NAME: LED HIGH BAY LIGHT	TYPE:	WEIGHT:5
SPEC.:CREE XTE	DIM.:	SERIAL No.:
MFR.: QINHAN LIGHTING	SUR.:	PROTECTION ANGLE:

Table--2

UNIT: x10cd

C(DEG) \ γ (DEG)	95	100	105	110	115	120	125	130	135	140	145	150	155	160	165	170	175	180	185
0	1556	1556	1556	1556	1556	1556	1556	1556	1556	1556	1556	1556	1556	1556	1556	1556	1556	1556	1556
5	1589	1591	1595	1599	1602	1599	1596	1596	1598	1600	1602	1602	1602	1602	1602	1601	1600	1598	1599
10	1622	1628	1627	1626	1628	1630	1629	1630	1632	1629	1627	1626	1627	1627	1628	1629	1631	1633	1633
15	1654	1654	1651	1650	1648	1645	1635	1622	1611	1604	1602	1602	1609	1620	1635	1654	1675	1698	1682
20	1354	1364	1381	1405	1431	1452	1476	1497	1496	1469	1449	1441	1445	1455	1473	1501	1537	1582	1547
25	1050	1055	1067	1082	1089	1099	1112	1121	1131	1147	1172	1156	1145	1135	1134	1153	1184	1228	1195
30	742	742	742	735	733	739	740	745	756	780	793	811	799	778	770	783	813	861	825
35	506	502	493	473	452	421	390	403	425	447	456	451	437	423	408	408	423	454	430
40	272	272	269	265	259	243	220	201	180	189	198	191	187	187	182	175	179	194	184
45	38.7	46.9	59.9	79.7	94.8	102	103	99.8	89.8	62.9	40.9	56.7	65.1	58.8	48.3	44.8	45.3	52.2	48.1
50	23.8	19.0	15.3	14.6	13.7	12.8	20.4	32.1	29.9	19.8	13.6	12.8	15.6	13.1	13.3	13.0	13.0	13.7	13.4
55	13.8	11.0	9.66	9.39	8.99	8.50	7.96	7.41	6.78	7.36	7.55	7.33	6.97	7.02	7.14	7.21	7.08	7.39	7.31
60	3.99	4.11	4.27	4.52	4.70	4.77	4.73	4.57	4.27	3.98	3.75	3.99	3.93	3.81	3.86	3.95	3.90	4.04	4.04
65	2.76	2.67	2.56	2.46	2.34	2.22	2.07	2.25	2.36	2.36	2.27	2.17	2.18	2.18	2.16	2.20	2.23	2.31	2.31
70	1.69	1.66	1.61	1.57	1.51	1.45	1.38	1.31	1.24	1.15	1.22	1.24	1.21	1.19	1.20	1.21	1.25	1.28	1.30
75	0.64	0.65	0.67	0.70	0.71	0.73	0.74	0.74	0.73	0.71	0.67	0.62	0.61	0.61	0.59	0.60	0.62	0.64	0.65
80	0.00	0.02	0.04	0.07	0.10	0.14	0.18	0.22	0.27	0.32	0.34	0.35	0.33	0.28	0.26	0.24	0.24	0.26	0.25
85	0.00	0.00	0.00	0.00	0.00	0.00	0.00	0.00	0.00	0.00	0.00	0.00	0.07	0.16	0.17	0.12	0.07	0.08	0.07
90	0.00	0.00	0.00	0.00	0.00	0.00	0.00	0.00	0.00	0.00	0.00	0.00	0.00	0.00	0.00	0.00	0.00	0.04	0.00

C Range: 0 - 360DEG
C Interval: 5.0DEG
Test Speed: HIGH
Temperature:25.3DEG
Operators:
Test Date:2014-12-29

γ Range: 0 - 90DEG
γ Interval: 0.5DEG
Test System:EVERFINE GO-2000B_V1 SYSTEM V2.0.287
Humidity:65.0%
Test Distance:8.000m [K=1.0000]
Remarks: 60度反光杯

LUMINOUS DISTRIBUTION INTENSITY DATA

Test:U:220.1V I:0.6950A P:148.1W PF:0.9670 Lamp Flux:14909.3x1 lm		
NAME: LED HIGH BAY LIGHT	TYPE:	WEIGHT:5
SPEC.:CREE XTE	DIM.:	SERIAL No.:
MFR.: QINHAN LIGHTING	SUR.:	PROTECTION ANGLE:

Table--3

UNIT: x10cd

C(DEG) γ (DEG)	190	195	200	205	210	215	220	225	230	235	240	245	250	255	260	265	270	275	280
0	1556	1556	1556	1556	1556	1556	1556	1556	1556	1556	1556	1556	1556	1556	1556	1556	1556	1556	1556
5	1600	1600	1600	1600	1600	1599	1598	1596	1594	1593	1596	1598	1596	1591	1588	1586	1584	1587	1590
10	1632	1632	1631	1631	1630	1628	1628	1630	1626	1623	1622	1621	1619	1620	1620	1616	1613	1617	1613
15	1667	1654	1644	1636	1630	1630	1632	1635	1640	1642	1642	1639	1637	1639	1644	1644	1641	1643	1637
20	1521	1503	1495	1498	1503	1517	1536	1561	1552	1526	1496	1462	1433	1410	1399	1391	1387	1387	1392
25	1177	1174	1183	1200	1224	1253	1233	1225	1215	1201	1186	1174	1158	1143	1138	1135	1132	1129	1129
30	808	811	831	867	886	874	854	841	838	844	848	851	857	864	872	877	878	871	856
35	426	438	464	493	505	511	510	498	484	484	524	555	580	592	600	606	606	600	588
40	184	196	204	212	223	232	230	227	251	278	303	322	333	334	335	336	334	330	326
45	48.3	58.9	68.9	74.8	66.5	62.0	89.5	108	126	131	129	119	106	88.1	75.2	65.6	62.9	62.0	69.3
50	13.8	14.5	14.6	18.3	15.2	16.5	28.7	41.9	41.0	26.0	16.5	17.4	21.2	30.0	36.8	41.1	43.4	38.8	32.2
55	7.71	7.84	7.98	8.26	8.76	9.16	9.25	8.80	9.60	10.3	11.0	11.5	12.0	17.3	20.5	22.8	24.0	21.6	18.0
60	4.24	4.27	4.39	4.63	4.81	4.68	5.07	5.54	5.94	6.16	6.23	6.11	5.84	6.13	5.59	4.93	4.56	4.73	5.15
65	2.35	2.42	2.49	2.56	2.61	2.83	2.99	3.05	2.94	2.76	2.92	3.08	3.21	3.30	3.34	3.33	3.28	3.19	3.08
70	1.30	1.34	1.37	1.43	1.49	1.50	1.45	1.57	1.68	1.79	1.88	1.96	2.01	2.04	2.05	2.03	1.99	1.94	1.89
75	0.66	0.67	0.70	0.70	0.72	0.78	0.83	0.87	0.90	0.90	0.90	0.88	0.84	0.80	0.76	0.73	0.71	0.70	0.71
80	0.26	0.27	0.28	0.31	0.32	0.32	0.29	0.26	0.23	0.20	0.16	0.12	0.08	0.05	0.02	0.01	0.00	0.01	0.02
85	0.08	0.08	0.07	0.04	0.00	0.00	0.00	0.00	0.00	0.00	0.00	0.00	0.00	0.00	0.00	0.00	0.00	0.00	0.00
90	0.00	0.00	0.00	0.00	0.00	0.00	0.00	0.00	0.00	0.00	0.00	0.00	0.00	0.00	0.00	0.00	0.00	0.00	0.00

C Range: 0 - 360DEG
 C Interval: 5.0DEG
 Test Speed: HIGH
 Temperature:25.3DEG
 Operators:
 Test Date:2014-12-29

γ Range: 0 - 90DEG
 γ Interval: 0.5DEG
 Test System:EVERFINE GO-2000B_V1 SYSTEM V2.0.287
 Humidity:65.0%
 Test Distance:8.000m [K=1.0000]
 Remarks: 60度反光杯

LUMINOUS DISTRIBUTION INTENSITY DATA

Test:U:220.1V I:0.6950A P:148.1W PF:0.9670 Lamp Flux:14909.3x1 lm		
NAME: LED HIGH BAY LIGHT	TYPE:	WEIGHT:5
SPEC.:CREE XTE	DIM.:	SERIAL No.:
MFR.: QINHAN LIGHTING	SUR.:	PROTECTION ANGLE:

Table--4

UNIT: x10cd

C(DEG) γ (DEG)	285	290	295	300	305	310	315	320	325	330	335	340	345	350	355				
0	1556	1556	1556	1556	1556	1556	1556	1556	1556	1556	1556	1556	1556	1556	1556				
5	1589	1586	1584	1583	1582	1580	1577	1573	1571	1570	1568	1567	1565	1563	1561				
10	1611	1608	1606	1607	1607	1605	1603	1602	1601	1600	1599	1599	1599	1598	1598				
15	1635	1637	1635	1633	1627	1617	1607	1599	1596	1598	1600	1607	1618	1633	1650				
20	1407	1426	1452	1474	1495	1522	1520	1487	1464	1447	1439	1439	1446	1462	1486				
25	1132	1141	1148	1155	1161	1165	1168	1179	1201	1171	1148	1127	1116	1123	1144				
30	843	833	821	810	800	793	799	814	818	822	798	765	743	746	765				
35	574	554	524	489	449	452	460	473	470	452	430	407	387	383	394				
40	323	316	300	280	257	231	206	208	206	194	187	188	172	165	167				
45	83.4	93.6	110	119	119	114	103	75.6	47.8	56.0	63.8	54.8	38.4	33.7	35.3				
50	27.1	16.4	15.2	14.0	23.0	36.4	35.2	22.1	13.7	12.7	12.9	12.4	12.3	11.8	11.7				
55	15.5	10.5	9.94	9.27	8.55	7.82	7.08	7.54	7.58	7.30	6.86	6.72	6.65	6.57	6.43				
60	5.41	5.08	5.21	5.18	5.08	4.83	4.47	4.11	3.81	3.98	3.90	3.76	3.67	3.67	3.58				
65	2.95	2.76	2.60	2.42	2.27	2.42	2.49	2.44	2.31	2.17	2.14	2.12	2.06	2.04	2.01				
70	1.82	1.73	1.65	1.57	1.48	1.39	1.30	1.21	1.24	1.23	1.18	1.14	1.13	1.11	1.10				
75	0.72	0.74	0.75	0.75	0.75	0.74	0.72	0.69	0.65	0.59	0.57	0.56	0.53	0.53	0.52				
80	0.04	0.07	0.10	0.13	0.16	0.19	0.21	0.24	0.26	0.26	0.25	0.22	0.21	0.19	0.19				
85	0.00	0.00	0.00	0.00	0.00	0.00	0.00	0.00	0.00	0.00	0.03	0.06	0.06	0.06	0.05				
90	0.00	0.00	0.00	0.00	0.00	0.00	0.00	0.00	0.00	0.00	0.00	0.00	0.00	0.00	0.00				

C Range: 0 - 360DEG
 C Interval: 5.0DEG
 Test Speed: HIGH
 Temperature:25.3DEG
 Operators:
 Test Date:2014-12-29

γ Range: 0 - 90DEG
 γ Interval: 0.5DEG
 Test System:EVERFINE GO-2000B_V1 SYSTEM V2.0.287
 Humidity:65.0%
 Test Distance:8.000m [K=1.0000]
 Remarks: 60度反光杯