

CATV

FTTH-OR19 Series Optical Receiver



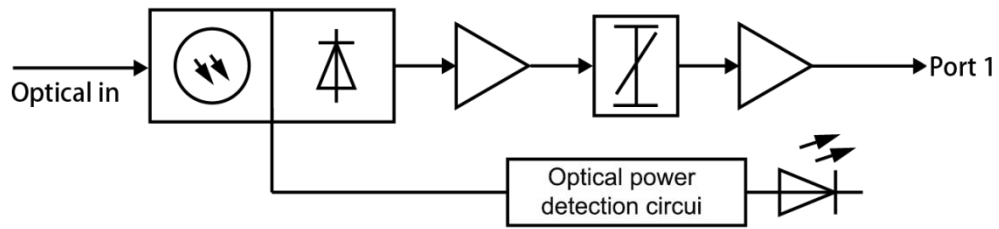
■ Performance characteristics

- ◆ RF channel full GaAs low noise amplifier circuit. The digital signal satisfies -18dBm reception and the analog signal satisfies -10dBm reception.
- ◆ With light input AGC function (AGC range -3~-12dBm).
- ◆ Anti-frequency surge protection device, GaAs amplification chip.
- ◆ Low-power design, high-efficiency switching power supply ensures high reliability and high stability of the power supply. The overall power consumption is less than 2W, with optical detection circuit.
- ◆ Can be built-in WDM to realize single-fiber home (1490/1310/1550nm) tri-network convergence application.
- ◆ FC/APC or SC/APC or FC/PC or SC/PC, metric or imperial RF interface (customizable according to customer requirements).
- ◆ Multi-stage lightning protection devices (TVS transient suppression diodes) and lightning protection systems ensure the safe operation of the equipment.
- ◆ Output power supply can be achieved.

■ Applications

The FTTH-OR19 optical receiver is a home optical receiver with optical fiber access as its ultimate goal. It is suitable for FTTH (Fiber to the Home) network optical fiber subscriber access terminals, enabling analog or digital signals to enter the home. The machine uses low-power photodetectors, GaAs and optical AGC technology to meet the needs of fiber-to-the-home CATV reception. Among them WS-FTTH-OR19 with WDM as the main push product, is a home-made equipment that is tailored to realize triple play

■ Block diagram



FTTH-OR19

■ Technical parameters

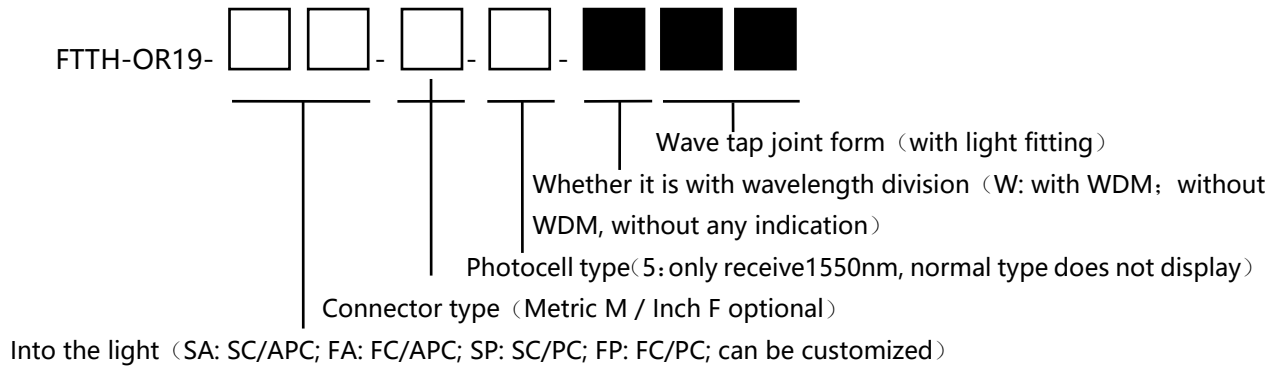
Product number	FTTH-OR19
Received wavelength	1100~1600nm&1550nm
Input optical power	0dBm~-10dBm(Analog)&0dBm~-15dBm(Digital)
Light reflection loss	> 45 dB
Optical connector form	FC/APC&SC/APC&FC/PC&SC/PC
Frequency Range	47~1006 MHz
In-band flatness	±1dB@47~ 1006 MHz
RF output reflection	≥16dB@ 47~550MHz;≥14dB@550~1006 MHz
Output level	≥80dBuV(AGC:@-3~-12dBm)
RF output impedance	75Ω
AGC range	(-3~-12) dBm
Carrier to Noise Ratio (Note 1)	≥51dB
CTB (Note 1)	≥65dB
CSO (Note 1)	≥62dB
Host voltage	DC5V
Adapter voltage	AC110V or AC220V or customized
Infeed voltage	DC5V
Operating temperature	-20°C ~ +45°C
Power consumption	< 2W
Package Size	315*242*110mm(10 set)
FCL product weight	1.78kgs (10 set)

Note 1: Test conditions: 59 PAL-D analog television channel signals in the 550 MHz frequency range and digital modulation signals in the frequency range of 550 MHz to 862 MHz under specified link loss conditions (Within the 8MHz bandwidth) is 10dB lower than the carrier level of the analog signal, and the optical receiver input optical power is 0dBm, measure C/N, CTB, CSO.

■ Model guide

FTTH-OR19 series optical receiver nomenclature: RF single output of this product, PIN tube only with pigtail style, add WDM.

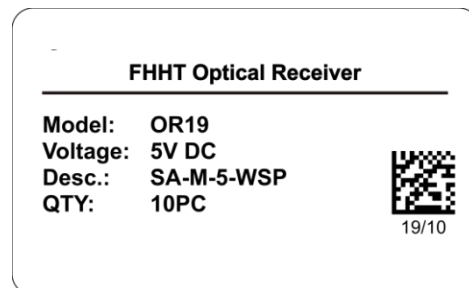
FTTH-OR19-Optical Connectors - RF Connectors - Photocell Types - Wavelength - Wave Taps (**black boxes are not written when order is not required**).



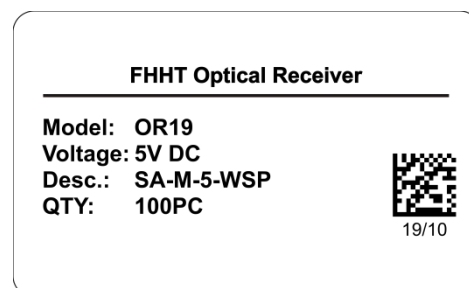
Example: FTTH-OR19-SA-M-5-WSP

Explanation: This is a FTTH. The device model is OR19, the input optical connector is SC/APC, the RF connector is in metric format, the photocell uses only 1550nm light, and the WDM, WDM connector is SC/APC.

■ Package & Label



Product label



Package