

Specification

Nominal Voltage	2V	
Capacity(10HR)	1000.0AH (1.8V/cell,20 °C)	
Dimension	Length	233±2mm (9.17 inches)
	Width	210±3mm (8.27 inches)
	Container Height	646±3mm (25.4 inches)
	Total Height (with Terminal)	701±3mm (27.6 inches)
Approx Weight	Without Electrolyte	58 kg (127.87lbs)
	With Electrolyte	78 kg (171.96lbs)
Container Material	SAN transparent container	
Rated Capacity	1000.0 AH/100.0A	(10hr,1.80V/cell,25 °C/77 °F)
	888.0 AH/177.6A	(5hr,1.75V/cell,25 °C/77 °F)
	771.0 AH/257.0A	(3hr,1.75V/cell,25 °C/77 °F)
	571.0 AH/571.0A	(1hr,1.60V/cell,25 °C/77 °F)
Max. Discharge Current	8000A (5s)	
Internal Resistance	Approx 0.28mΩ	
Operating Temp.Range	Discharge	-15~50 °C (5~122 °F)
	Charge	0~40 °C (32~104 °F)
	Storage	-15~40 °C (5~104 °F)
Type and number of poles	M8/4	
Charging	Floating voltage:	2.23V~2.25V at 20 °C(68 °F)Temp.
	Boost charge:	2.30V~2.40V at 20 °C(68 °F)Temp.
	Charging current(max.):	0.1CA
	Temp.Coefficient	-3mV/ °C
Capacity affected by Temperature	40 °C (104 °F)	103%
	25 °C (77 °F)	100%
	0 °C (32 °F)	86%
Self Discharge (4% per month)	CBB OPzS batteries may be stored for up to 6 months at 20 °C(68 °F) and then a freshening charge is required. For higher temperatures the time interval will be shorter.	



Applications

- ◆ Telecommunications.
- ◆ Radio and cellular telephone relay stations.
- ◆ Emergency lighting systems.
- ◆ Power stations, Conventional power stations,
- ◆ Alternative power (solar, wind).
- ◆ Large UPS and computer back-up.
- ◆ Railway signalling.
- ◆ Maritime standby power on ships and ashore.
- ◆ Standby power.
- ◆ Buoy lighting.
- ◆ Long service life, designed life 15-20 years.

Constant Current Discharge (Amperes) at 20°C (68 °F)

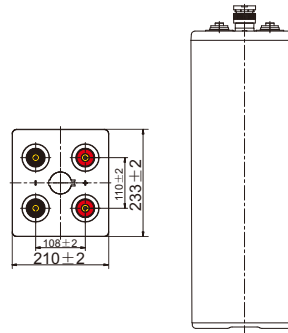
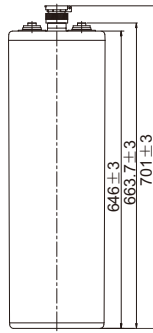
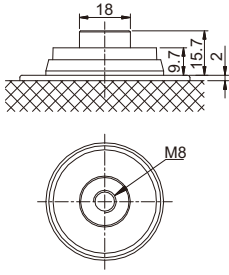
F.V/Time	30min	45min	1h	1.5h	2h	3h	4h	5h	6h	8h	10h	20h
1.60 V/cell	758.0	658.7	571.0	450.0	372.0	278.0	223.5	189.0	163.6	129.5	106.9	58.0
1.65V/cell	712.0	633.3	552.0	438.7	363.5	273.3	220.3	186.5	161.4	127.9	105.7	57.5
1.70V/cell	676.0	597.3	531.0	424.7	355.0	265.3	215.3	182.4	158.3	125.6	104.0	56.7
1.75V/cell	634.0	569.3	504.0	404.7	340.0	257.0	208.8	177.6	154.5	123.6	102.2	55.7
1.80V/cell	564.0	513.3	464.0	379.3	319.5	244.0	199.9	170.3	148.8	120.2	100.0	54.7
1.85V/cell	450.0	425.3	397.0	337.3	290.0	223.3	184.9	159.6	140.2	114.2	95.7	52.6

Constant Power Discharge (Watts) at 20°C (68 °F)

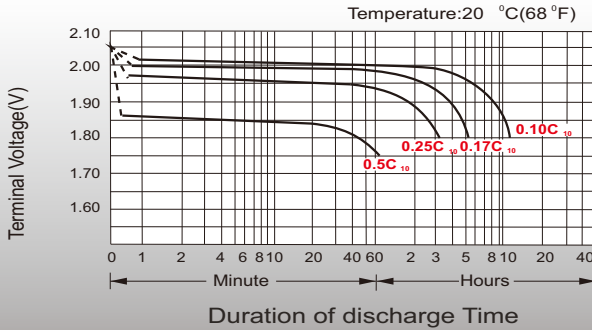
F.V/Time	30min	45min	1h	1.5h	2h	3h	4h	5h	6h	8h	10h	20h
1.60 V/cell	1293.9	1152.7	1013.8	809.0	676.5	509.2	412.9	351.6	306.3	243.4	201.9	109.9
1.65V/cell	1241.8	1121.4	988.2	792.6	664.3	503.1	409.0	348.7	303.7	241.7	200.6	109.4
1.70V/cell	1195.2	1068.8	957.8	772.3	651.6	490.8	401.0	342.5	298.9	238.4	197.9	108.3
1.75V/cell	1139.8	1029.6	917.7	741.3	628.6	478.3	390.9	335.0	292.7	235.2	195.5	107.0
1.80V/cell	1027.7	942.4	855.7	702.9	596.0	457.6	376.5	322.7	283.6	230.0	192.3	105.5
1.85V/cell	833.9	792.2	742.9	633.6	547.0	423.3	351.9	305.0	269.2	220.3	185.6	102.3

Dimensions

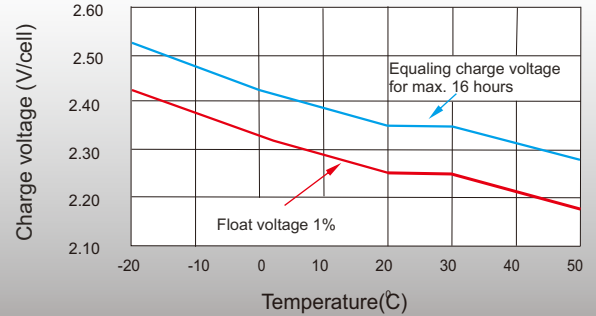
Terminal



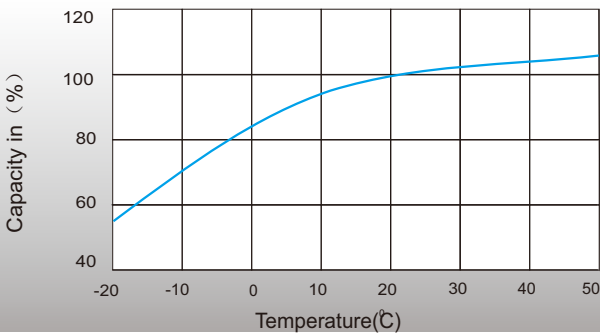
Discharge Characteristics



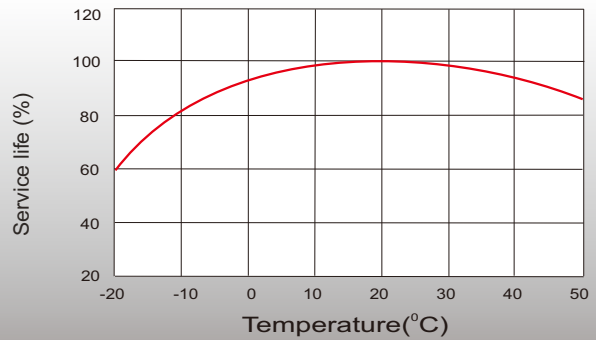
Charge voltage Vs ambient temperature curve



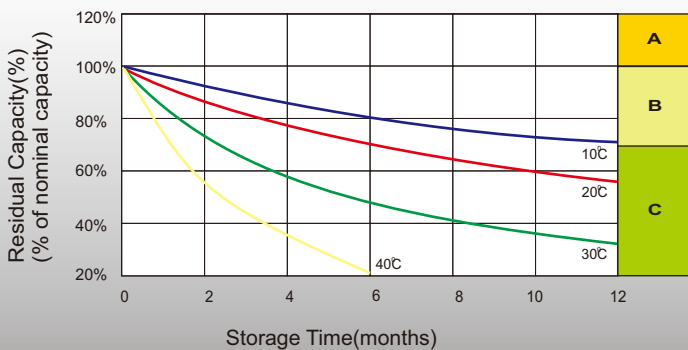
Discharge capacity Vs Ambient temperature curve (I10A)



Relation curves of service life and ambient temperature



Self Discharge Characteristics



- A** No supplementary charge required (Carry out supplementary charge before use if 100% capacity is required.)
- B** Supplementary charge required before use. Optional charging way as below:
 1. Charged for above 3 days at limited current 0.1CA and constant volatge 2.25V/cell.
 2. Charged for above 20hours at limited current 01CA and constant volatge 2.45V/cell.
 3. Charged for 8~10hours at limited current 0.05CA .
- C** Supplementary charge may often fail to recover the capacity. The battery should never be left standing till this is reached.