



for

LED



GooLED

### GooLED-CIT-6830 Pin Fin Heat Sink $\Phi$ 68mm for Citizen

#### Features VS Benefits

- \* The GooLED-CIT-6830 Citizen Pin Fin LED Heat Sinks are specifically designed for luminaires using the Citizen LED engines.
- \* Mechanical compatibility with direct mounting of the LED engines to the LED cooler and thermal performance matching the lumen packages.
- \* For spotlight and downlight designs from 800 to 2,100 lumen.
- \* Thermal resistance range Rth 4.0°C/W.
- \* Modular design with mounting holes foreseen for direct mounting of citizen COB series.
- \* Diameter 68mm - standard height 30mm Other heights on request.
- \* Forged from highly conductive aluminum.

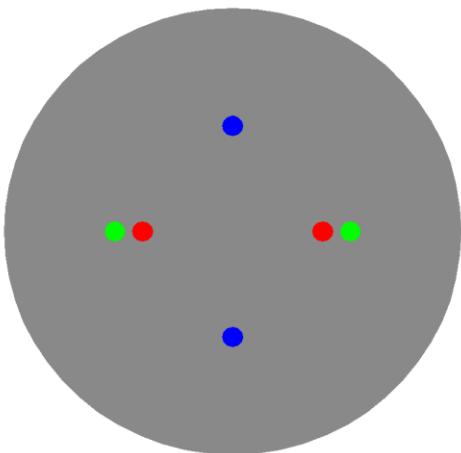


#### Zhaga LED engine and radiator assembly is a unified future international standardization

- \* Below you find an overview of Citizen COB's and LED modules which standard fit on the Pin Fin LED Heat Sinks.
- \* In this way mechanical after work and related costs can be avoided, and lighting designers can standardize their designs on a limited number of LED Pin Fin LED Heat Sink.



A.A.G. STUCCHI  
Ideas are made of light



#### Citizen LED Modules directly Mounting Options

##### Citizen COB version 4, version 5, version 6 Series:

- CLU046-12xxxx; CLU048-12xxxx;
- CLU046-18xxxx; CLU048-18xxxx;

##### Citizen High intensity COB Series:

- CLU731-12xxxx;

With the Zhaga Book 3 holders for the green indicator marks.

BJB holder: 47.319.2030.50; AAG.STUCCHI: 8102-G2

Without the holders for the blue indicator marks.

Direct mounting with machine screws M3x6.5mm.

#### Citizen LED Modules directly Mounting Options

##### Citizen COB version 4, version 5, version 6 Series:

- CLU036-12xxxx;
- CLU038-12xxxx;

##### Citizen High intensity COB Series:

- CLU721-12xxxx;
- CLU711-12xxxx;

With the Zhaga Book 3 holders for the green indicator marks.

BJB holder: 47.319.2021.50; AAG.STUCCHI: 8101-G2

Without the holders for the red indicator marks.

Direct mounting with machine screws M3x6.5mm.

With the LEDiL products:

Olivia series: FN14637-S

Ronda series: FN15xxx-xx;



*GooLED*

**GooLED-CIT-6830 Pin Fin Heat Sink  $\Phi$ 68mm for Citizen**

**Mounting Options and Drawings & Dimensions**

Example:GooLED-CIT-6830-B-1,2

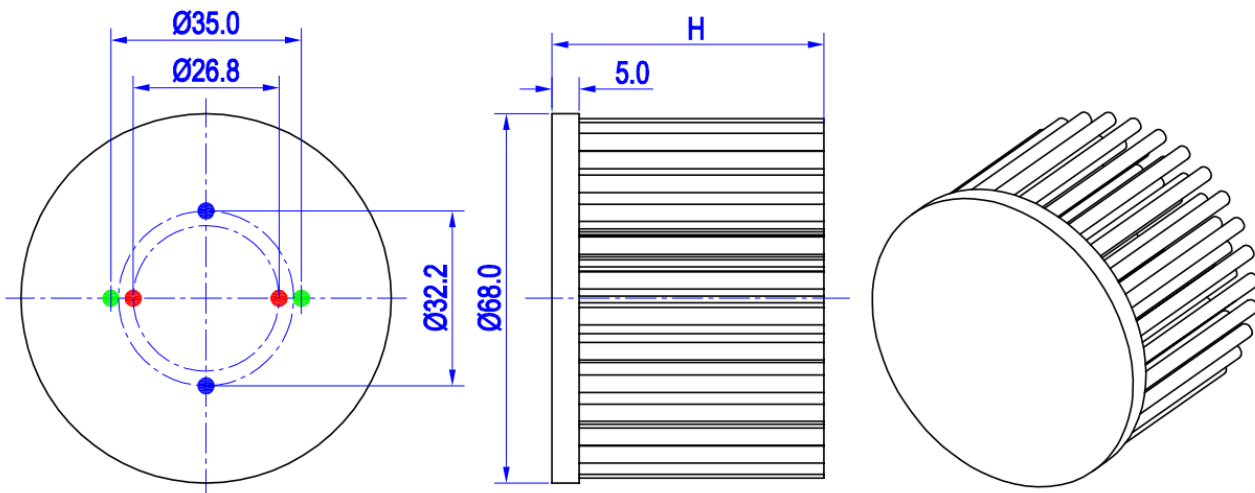
Example:GooLED-CIT-68 **1** - **2** - **3**

- 1** Height (mm)
- 2** Anodising Color  
B-Black  
C-Clear  
Z-Custom
- 3** Mounting Options - see graphics for details Combinations available  
Ex.order code - 12  
means option 1 and 2 combined

**Notes:**

- Mentioned models are an extraction of full product range.
- For specific mechanical adaptations please contact MingfaTech.
- MingfaTech reserves the right to change products or specifications without prior notice.

MOUNTING OPTION	Module type	Holder NO.	LEDiL products		THREAD	THREAD DEPTH	THREAD HOLE DISTANCE
			Olivia series	Ronda series			
1	CLU036; CLU038 CLU721; CLU711	/	FN14637-S	FN15xxx-xx;	M3	6.5mm	26.8mm/ 2-@180°
2		/	/	/	M3	6.5mm	32.2mm/ 2-@180°
3	CLU046; CLU048 CLU731	BJB Holder 47.319.2030.50	/	/	M3	6.5mm	35.0mm/ 2-@180° (Zhaga book 3)
		AAG.STUCCHI 8102-G2	/	/			
	CLU036; CLU038 CLU721; CLU711	BJB Holder 47.319.2021.50	FN14637-S	FN15xxx-xx;			
		AAG.STUCCHI 8101-G2					



**GooLED**

**GooLED-CIT-6830 Pin Fin Heat Sink Φ68mm for Citizen**

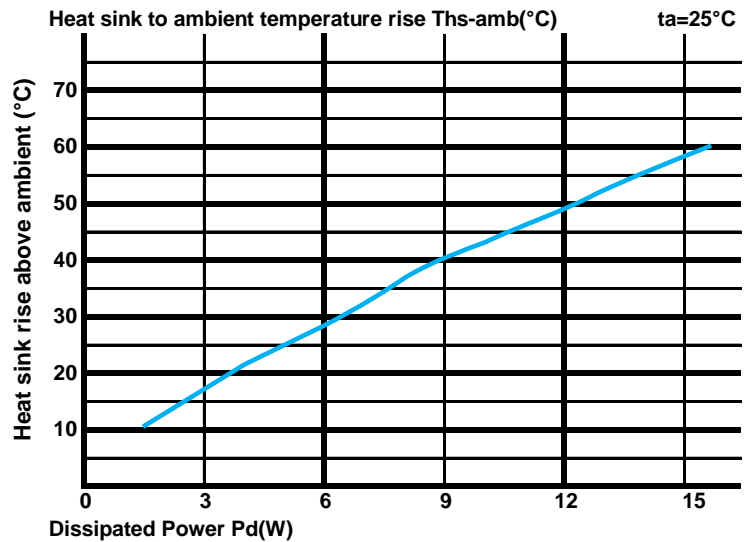
**The product data table**

	<b>Model No.</b>	GooLED-CIT-6830
	<b>Heatsink Size</b>	Φ68xH30mm
	<b>Heatsink Material</b>	AL1070
	<b>Finish</b>	Black Anodized
	<b>Weight (g)</b>	108.0
	<b>Dissipated power (Ths-amb,50°C)</b>	12.5 (W)
	<b>Cooling surface area (mm²)</b>	36775
	<b>Thermal Resistance (Rhs-amb)</b>	4.0 (°C/W)

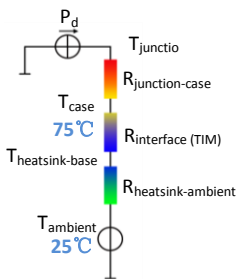
**The thermal data table**

\* Please be aware the dissipated power Pd is not the same as the electrical power Pe of a LED module.  
 \*To calculate the dissipated power please use the following formula: Pd = Pe x (1-ηL).  
 Pd - Dissipated power ; Pe - Electrical power ; ηL = Light efficiency of the LED module;

Dissipated Power Pd(W)	Pd = Pe x (1-ηL)	Heat sink to ambient thermal resistance Rhs-amb (°C/W)	Heat sink to ambient temperature rise Ths-amb (°C)
		GooLED-CIT-6830	
3.0		5.67	17.0
6.0		4.67	28.0
9.0		4.44	40.0
12.0		4.08	49.0
15.0		3.87	58.0



\*The aluminum substrate side of the package outer shell is thermally connected to the heat sink via TIM (Thermal interface material).  
 MingFa recommends the use of a high thermal conductive interface between the LED module and the LED cooler.  
 Either thermal grease, A thermal pad or a phase change thermal pad thickness 0.1-0.15mm is recommended.



\*Thermal resistance is a heat property and a measurement of a temperature difference by which an object or material resists a heat flow.  
 Geometric shapes are different, the thermal resistance is different. Formula:  $\theta = (Ths - Ta) / Pd$   
 θ - Thermal Resistance [°C/W] ; Ths - Heatsink temperature ; Ta - Ambient temperature ;

\*The thermal resistance between the junction section of the light-emitting diode and the aluminum substrate side of the package outer shell is R<sub>junction-case</sub>, the thermal resistance of the TIM outside the package is R<sub>interface (TIM)</sub> [°C/W], the thermal resistance with the heat sink is R<sub>heatsink-ambient</sub> [°C/W], and the ambient temperature is T<sub>ambient</sub> [°C].

\*Thermal resistances outside the package R<sub>interface (TIM)</sub> and R<sub>heatsink-ambient</sub> can be integrated into the thermal resistance R<sub>case-ambient</sub> at this point. Thus, the following formula is also used:  
 $T_{junction} = (R_{junction-case} + R_{case-ambient}) \cdot Pd + T_{ambient}$