


**EtraLED**

**EtraLED-CRE-11080 Cree Modular Passive Star LED Heat Sink  $\Phi$ 110mm**

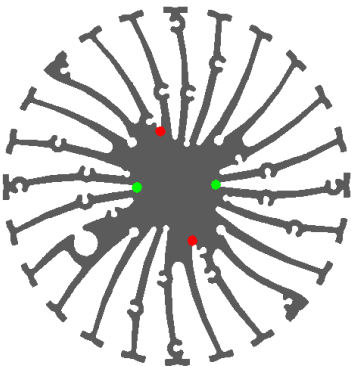
**Features VS Benefits**

- \* The EtraLED-CRE-11080 Cree Modular Passive Star LED Heat Sinks are specifically designed for luminaires using the Cree LED engines.
- \* Mechanical compatibility with direct mounting of the LED engines to the LED cooler and thermal performance matching the lumen packages.
- \* For spotlight and downlight designs from 3000 to 7,200 lumen.
- \* Thermal resistance range  $R_{th}$  1.03°C/W.
- \* Modular design with mounting holes foreseen for direct mounting of Cree® XLamp® COB series.
- \* Diameter 110mm - standard height 80mm, Other heights on request.
- \* Forged from highly conductive aluminum.



**Zhaga LED engine and radiator assembly is a unified future international standardization**

- \* Below you find an overview of Cree COB's and LED modules which standard fit on the srar LED heat sinks.
- \* In this way mechanical after work and related costs can be avoided, and lighting designers can standardize their designs on a limited number of srar LED heat sinks.



**Cree LED Modules directly Mounting Options**

**Cree® XLamp® COB Series:**

- Xlamp CXA 13xx;
- Xlamp CXB 13xx;

With the Zhaga Book 11 holders for the green indicator marks.  
 IDEAL Holder:50-2100CR;  
 BJB Holder:47.319.6020.50;  
 Direct mounting with machine screws M3x6.5mm.

With the LEDiL products:  
 Olivia series: FN14637-S; FN14828-M;  
 Ronda series: FN15xxx-xx;

**Cree® XLamp® COB Series:**

- Xlamp CXA 18xx;
- Xlamp CXB 18xx;

With the Zhaga Book 3 holders for the green indicator marks.  
 IDEAL Holder:50-2101CR;  
 BJB Holder:47.319.2131.50;  
 Direct mounting with machine screws M3x6.5mm.

With the LEDiL products:  
 Olivia series: FN14637-S; FN14828-M;  
 Ronda series: FN15xxx-xx;

**Cree® XLamp® COB Series:**

- Xlamp CXA 15xx;
- Xlamp CXB 15xx;

With the Zhaga Book 11 holders for the red indicator marks.  
 IDEAL Holder:50-2001CR;  
 BJB Holder:47.319.6104.50;  
 AAG.STUCCHI holder:8400-G2;  
 Direct mounting with machine screws M3x6.5mm.

With the LEDiL products:  
 Ronda series: FN15xxx-xx;

**EtraLED**

**EtraLED-CRE-11080 Cree Modular Passive Star LED Heat Sink Φ110mm**

**Mounting Options and Drawings & Dimensions**

Example: EtraLED-CRE-11080-B-1,2

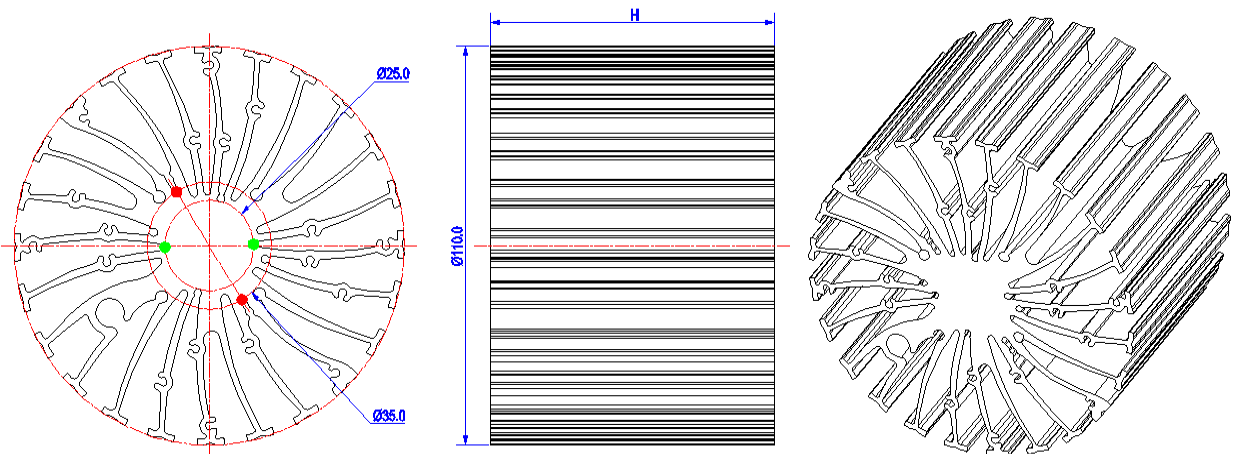
Example: EtraLED-CRE-110 **1** - **2** - **3**

- 1** Height (mm)
- 2** Anodising Color
  - B-Black
  - C-Clear
  - Z-Custom
- 3** Mounting Options - see graphics for details Combinations available
  - Ex.order code - 12
  - means option 1 and 2 combined

**Notes:**

- Mentioned models are an extraction of full product range.
- For specific mechanical adaptations please contact MingfaTech.
- MingfaTech reserves the right to change products or specifications without prior notice.

MOUNTING OPTION	Module type	Holder NO.	LEDiL products		THREAD	THREAD DEPTH	THREAD HOLE DISTANCE
			Olivia series	Ronda series			
1	Xlamp CXA 13xx; Xlamp CXB 13xx;	BJB Holder 47.319.6104.50	FN14637-S;		M3	6.5mm	25.0mm/ 2-@180° (Zhaga Book 11)
		IDEAL Holder 50-2001CR					
	Xlamp CXA 15xx; Xlamp CXB 15xx;	BJB Holder 47.319.6104.50	/				
		AAG.STUCCHI 8400-G2					
	Xlamp CXA 18xx; Xlamp CXB 18xx;	BJB Holder 47.319.2131.50	FN14637-S; FN14828-M;	M3	6.5mm	35.0mm/ 2-@180° (Zhaga Book 3)	
		IDEAL Holder 50-2101CR					



**EtraLED**

**EtraLED-CRE-11080 Cree Modular Passive Star LED Heat Sink Φ110mm**

**The product data table**

	<b>Model No.</b>	EtraLED-CRE-11080
	<b>Heatsink Size</b>	Φ110xH80mm
	<b>Heatsink Material</b>	AL6063-T5
	<b>Finish</b>	Black Anodized
	<b>Weight (g)</b>	662.0
	<b>Dissipated power (T<sub>hs-amb</sub>,50°C)</b>	48.5 (W)
	<b>Cooling surface area (mm<sup>2</sup>)</b>	194856
	<b>Thermal Resistance (R<sub>hs-amb</sub>)</b>	1.03 (°C/W)

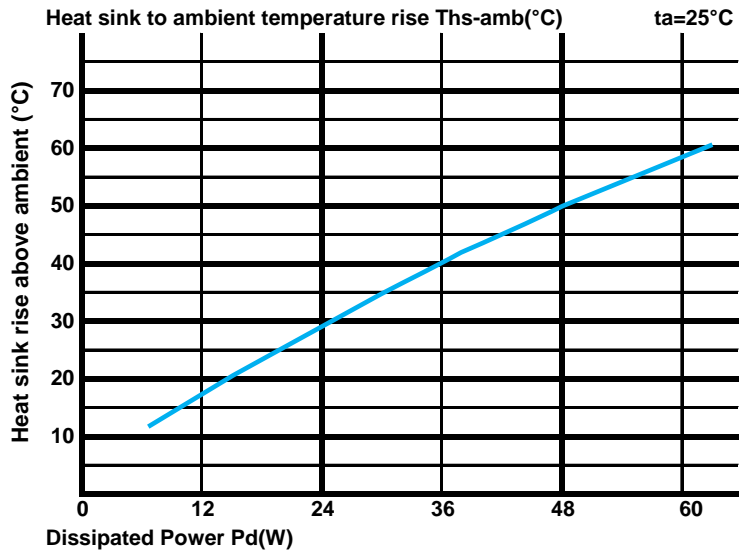
**The thermal data table**

\* Please be aware the dissipated power Pd is not the same as the electrical power Pe of a LED module.

\*To calculate the dissipated power please use the following formula: Pd = Pe x (1-ηL).

Pd - Dissipated power ; Pe - Electrical power ; ηL = Light efficiency of the LED module;

Dissipated Power Pd(W)	Pd = Pe x (1-ηL)	Heat sink to ambient thermal resistance R <sub>hs-amb</sub> (°C/W)	Heat sink to ambient temperature rise T <sub>hs-amb</sub> (°C)
		EtraLED-CRE-11080	
12.0		1.33	16.0
24.0		1.21	29.0
36.0		1.11	40.0
48.0		1.03	49.5
60.0		0.95	57.0



\*The aluminum substrate side of the package outer shell is thermally connected to the heat sink via TIM (Thermal interface material).

MingFa recommends the use of a high thermal conductive interface between the LED module and the LED cooler.

Either thermal grease, A thermal pad or a phase change thermal pad thickness 0.1-0.15mm is recommended.



\*Thermal resistance is a heat property and a measurement of a temperature difference by which an object or material resists a heat flow.

Geometric shapes are different, the thermal resistance is different. Formula:  $\theta = (T_{hs} - T_a) / P_d$

$\theta$  - Thermal Resistance [°C/W]; T<sub>hs</sub> - Heatsink temperature ; T<sub>a</sub> - Ambient temperature ;

\*The thermal resistance between the junction section of the light-emitting diode and the aluminum substrate side of the package outer shell is R<sub>junction-case</sub>, the thermal resistance of the TIM outside the package is R<sub>interface (TIM)</sub> [°C/W], the thermal resistance with the heat sink is R<sub>heatsink-ambient</sub> [°C/W], and the ambient temperature is T<sub>ambient</sub> [°C].

\*Thermal resistances outside the package R<sub>interface (TIM)</sub> and R<sub>heatsink-ambient</sub> can be integrated into the thermal resistance R<sub>case-ambient</sub> at this point. Thus, the following formula is also used:

$$T_{junction} = (R_{junction-case} + R_{case-ambient}) \cdot P_d + T_{ambient}$$