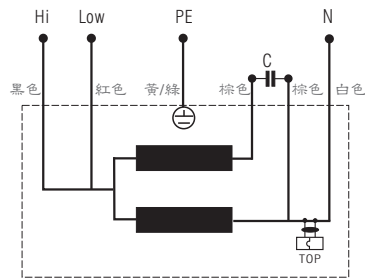
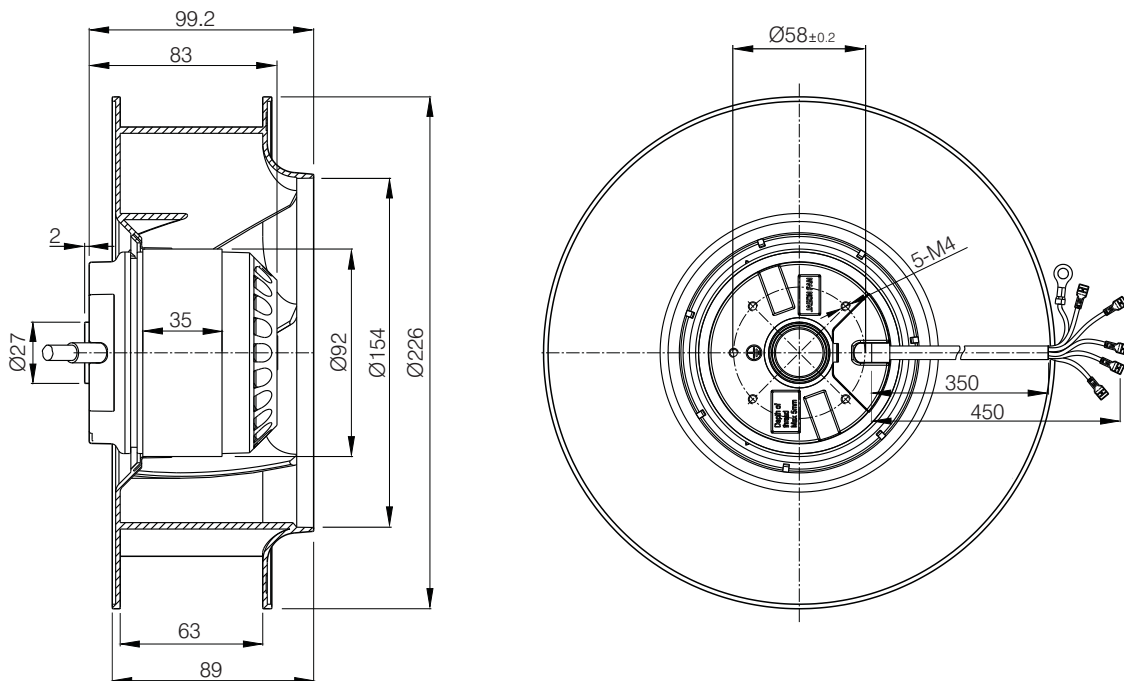


# C2E-225.63DS



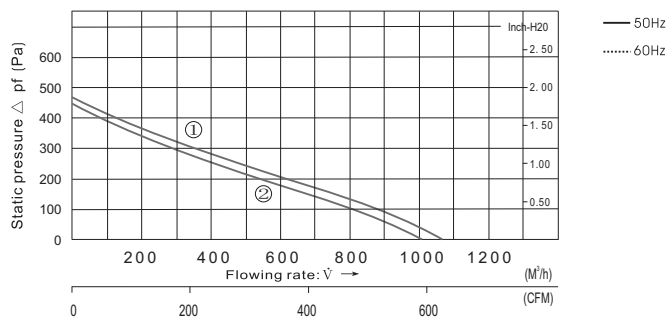
- N = Main Power Wire 主電源綫
- Hi = High Speed Running 高速運行
- Low = Low Speed Running 低速運行
- PE = Earth Wire 地綫
- C = Capacitor 電容器
- TOP = Thermal Protector 熱保護

Single Phase Capacitor Motor Wiring Diagram

Outline Dimensions (Units:mm)

- Ⓐ Rotation direction of blades : CW seen from the front impellers
- Ⓑ Power Connection: UL3266-18 Lead wire
- Ⓒ Unit weight: 2.3kg

- Ⓐ 風扇旋向: 從扇葉方向看為順時針
- Ⓑ 電源連接: UL3266-18 引綫連接
- Ⓒ 單機重量: 2.3kg



## Parameters

Type 產品型號	Motor 電機	Rated Voltage 額定電壓 V	Frequency 周波數 Hz	current 電流 (A)	Power 功率 (W) <small>-10% -20%</small>	Speed 回轉速度 (min <sup>-1</sup> )	Max Air Flow 最大風量 CFM m <sup>3</sup> /h	Static Pressure 最大靜壓 (Pa)	Noise 噪音 (dB)	Curve 曲綫	Capacitor 電容 (μF)
C2E-225.63DS	M2E9203-DS	240	50	0.38	92	2380	635 1077	485	66	①	3.0/450
			50	0.37	86	2220	593 1005	452	64	②	