

EtraLED

EtraLED-LUM-9620 LumiLEDs Modular Passive Star Heat Sink $\Phi 96\text{mm}$

Features VS Benefits

- * The EtraLED-LUM-9620 LumiLEDs Pin Fin LED Heat Sinks are specifically designed for luminaires using the LumiLEDs LED engines.
- * Mechanical compatibility with direct mounting of the LED engines to the LED cooler and thermal performance matching the lumen packages.
- * For spotlight and downlight designs from 1400 to 3,600 lumen.
- * Thermal resistance range $R_{th} 2.08^{\circ}\text{C}/\text{W}$.
- * Modular design with mounting holes foreseen for direct mounting of LumiLEDs COB series.
- * Diameter 96.0mm - standard height 20.0mm, Other heights on request.
- * Forged from highly conductive aluminum.



Zhaga LED engine and radiator assembly is a unified future international standardization

- * Below you find an overview of LumiLEDs COB's and LED modules which standard fit on the srar LED heat sinks.
- * In this way mechanical after work and related costs can be avoided, and lighting designers can standardize their designs on a limited number of srar LED heat sinks.



LumiLEDs LED Modules directly Mounting Options

LumiLEDs COB series.

- LUXEON CoB 1202s: L2C5-xxxx1202E0600;
- LUXEON CoB 1202HD: L2C5-xxxx1202EH600;

With the Zhaga Book 11 holders for the red indicator marks.
TE Connectivity Holder: 2213118-2;
BJB Holder: 47.319.6180.50;
Without the holders for the blue indicator marks.
Direct mounting with machine screws M3x6.5mm.

LumiLEDs COB series.

- LUXEON CoB 1202: L2C5-xxxx1202E0900;
- LUXEON CoB 1203: L2C5-xxxx1203E0900;

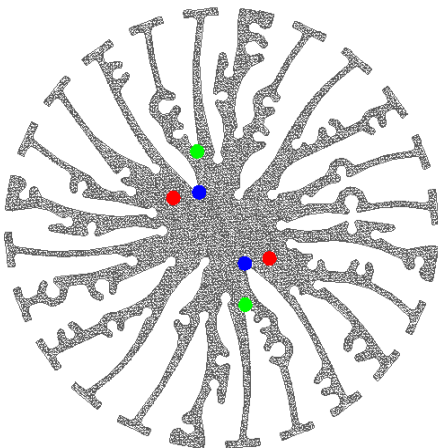
With the Zhaga Book 3 holders for the green indicator marks.
TE Connectivity Holder: 2213382-1;
Without the holders for the pink indicator marks.
Direct mounting with machine screws M3x6.5mm.

LuXEon CX Plus CoB series.

- LUXEON CoB M02: L2C4-xxxx-M02E0900;
- LUXEON CoB M03: L2C4-xxxx-M03E0900;

With the Zhaga Book 11 holders for the red indicator marks.
BJB Holder: 47.319.6104.50;
Direct mounting with machine screws M3x6.5mm.

With the LEDiL products:
Ronda series: FN15xxx-xx;



EtraLED

EtraLED-LUM-9620 LumiLEDs Modular Passive Star Heat Sink Φ 96mm

Mounting Options and Drawings & Dimensions

Example: EtraLED-LUM-9620-B-1,2

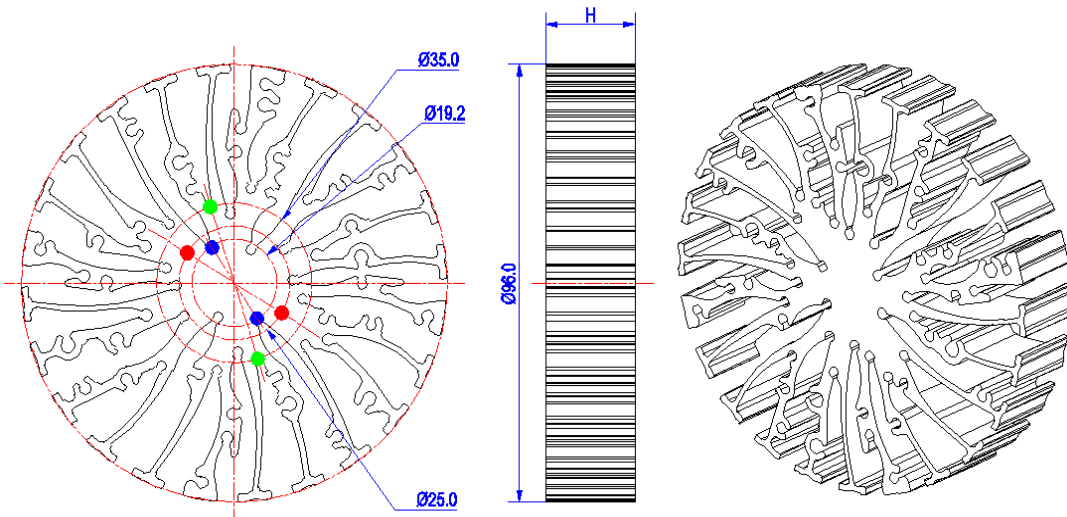
Example: EtraLED-LUM-96 **1** - **2** - **3**

- 1** Height (mm)
- 2** Anodising Color
B-Black
C-Clear
Z-Custom
- 3** Mounting Options - see graphics for details Combinations available
Ex.order code - 12
means option 1 and 2 combined

Notes:

- Mentioned models are an extraction of full product range.
- For specific mechanical adaptations please contact MingfaTech.
- MingfaTech reserves the right to change products or specifications without prior notice.

MOUNTING OPTION	Module type	Holder NO.	LEDIL products		THREAD	THREAD DEPTH	THREAD HOLE DISTANCE
			Ronda series	Olivia series			
1	LUXEON 1202s; LUXEON 1202HD;	/	FN15xxx-xx;	/	M3	6.5mm	19.2mm/ 2-@180°
2	LUXEON CoB M02; LUXEON CoB M03;	BJB Holder 47.319.6104.50			M3	6.5mm	25.0mm/ 2-@180°
	LUXEON 1202s; LUXEON 1202HD;	BJB Holder 47.319.6180.50 TE Holder 2213118-2					
4	LUXEON 1202; LUXEON 1203;	TE Holder 2213382-1			M3	6.5mm	35.0mm/ 2-@180° (Zhaga Book 3)



EtraLED

EtraLED-LUM-9620 LumiLEDs Modular Passive Star Heat Sink Φ96mm

The product data table

	Model No.	EtraLED-LUM-9620
	Heatsink Size	Φ96xH20mm
	Heatsink Material	AL6063-T5
	Finish	Black Anodized
	Weight (g)	144.0
	Dissipated power (T_{hs-amb},50°C)	24.0 (W)
	Cooling surface area (mm²)	50647
	Thermal Resistance (R_{hs-amb})	2.08 (°C/W)

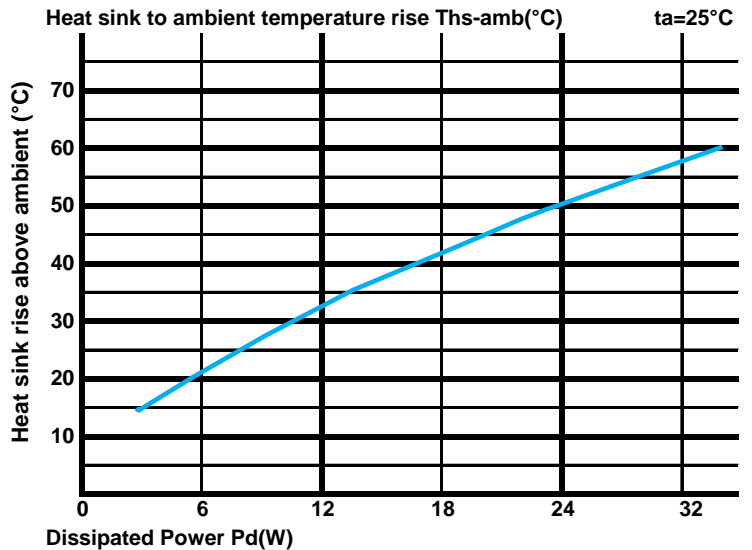
The thermal data table

* Please be aware the dissipated power Pd is not the same as the electrical power Pe of a LED module.

*To calculate the dissipated power please use the following formula: Pd = Pe x (1-ηL).

Pd - Dissipated power ; Pe - Electrical power ; ηL = Light efficiency of the LED module;

Dissipated Power Pd(W)	Pd = Pe x (1-ηL)	Heat sink to ambient thermal resistance R _{hs-amb} (°C/W)	Heat sink to ambient temperature rise Ths-amb (°C)
		EtraLED-LUM-9620	
6.0		3.33	20.0
12.0		2.67	32.0
18.0		2.28	41.0
24.0		2.08	50.0
32.0		1.81	58.0



*The aluminum substrate side of the package outer shell is thermally connected to the heat sink via TIM (Thermal interface material).

MingFa recommends the use of a high thermal conductive interface between the LED module and the LED cooler.

Either thermal grease, A thermal pad or a phase change thermal pad thickness 0.1-0.15mm is recommended.



*Thermal resistance is a heat property and a measurement of a temperature difference by which an object or material resists a heat flow.

Geometric shapes are different, the thermal resistance is different. Formula: $\theta = (T_{hs} - T_a) / P_d$

θ - Thermal Resistance [°C/W]; T_{hs} - Heatsink temperature ; T_a - Ambient temperature ;

*The thermal resistance between the junction section of the light-emitting diode and the aluminum substrate side of the package outer shell is $R_{junction-case}$, the thermal resistance of the TIM outside the package is $R_{interface (TIM)}$ [°C/W], the thermal resistance with the heat sink is $R_{heatsink-ambient}$ [°C/W], and the ambient temperature is $T_{ambient}$ [°C].

*Thermal resistances outside the package $R_{interface (TIM)}$ and $R_{heatsink-ambient}$ can be integrated into the thermal resistance $R_{case-ambient}$ at this point. Thus, the following formula is also used:

$$T_{junction} = (R_{junction-case} + R_{case-ambient}) \cdot P_d + T_{ambient}$$