



for

LED




eLED

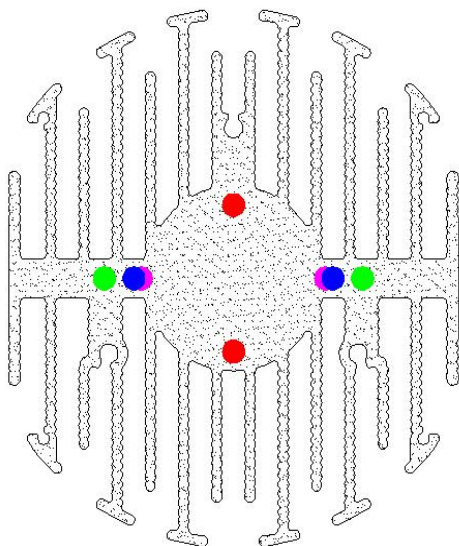
eLED-CIT-7050 Citizen Modular Passive Star LED Heat Sink Φ70mm

Features VS Benefits

- * The eLED-CIT-7050 Citizen Modular Passive LED Coolers are specifically designed for luminaires using the Citizen LED engines.
- * Mechanical compatibility with direct mounting of the LED engines to the LED cooler and thermal performance matching the lumen packages.
- * For spotlight and downlight designs from 1000 to 2600 lumen.
- * Thermal resistance range Rth 2.18°C/W.
- * Modular design with mounting holes foreseen for direct mounting of Citizen CLL030, and CLU034 COB engines.
- * Diameter 70mm - standard height 50mm Other heights on request.
- * Extruded from highly conductive aluminum.



- * Below you find an overview of Citizen COB's which standard fit on the eLED coolers.
- * In this way mechanical after work and related costs can be avoided, and lighting designers can standardize their designs on a limited number of LED coolers.



Citizen LED Modules Mounting indicator marks overview

Citizen CLL020 LED Modules:

CLL020-1202A5-50xxxx;	CLL020-1203A5-50xxxx;
CLL020-1202A5-40xxxx;	CLL020-1203A5-40xxxx;
CLL020-1202A5-35xxxx;	CLL020-1203A5-35xxxx;
CLL020-1202A5-30xxxx;	CLL020-1203A5-30xxxx;
CLL020-1202A5-27xxxx;	CLL020-1203A5-27xxxx;

Citizen CLL022 LED Modules:

CLL022-1202A5-50xxxx;	CLL022-1203A5-50xxxx;
CLL022-1202A5-40xxxx;	CLL022-1203A5-40xxxx;
CLL022-1202A5-35xxxx;	CLL022-1203A5-35xxxx;
CLL022-1202A5-30xxxx;	CLL022-1203A5-30xxxx;
CLL022-1202A5-27xxxx;	CLL022-1203A5-27xxxx;

Citizen CLU024 LED Modules:

CLU024-1201B8-50xxxx;	CLU024-1203B8-50xxxx;
CLU024-1201B8-40xxxx;	CLU024-1203B8-40xxxx;
CLU024-1201B8-35xxxx;	CLU024-1203B8-35xxxx;
CLU024-1201B8-30xxxx;	CLU024-1203B8-30xxxx;
CLU024-1201B8-27xxxx;	CLU024-1203B8-27xxxx;
CLU024-1202B8-50xxxx;	CLU024-1204B8-50xxxx;
CLU024-1202B8-40xxxx;	CLU024-1204B8-40xxxx;
CLU024-1202B8-35xxxx;	CLU024-1204B8-35xxxx;
CLU024-1202B8-30xxxx;	CLU024-1204B8-30xxxx;
CLU024-1202B8-27xxxx;	CLU024-1204B8-27xxxx;

- BJB Spotlight connector 47.319.6060.50;
- TE Connectivity 1pc LED holder 6-2154874-1;
- TE Connectivity Scalable 2pc LED holder 2-2154857-1;
- Mounting with 2 screws M3 x 6mm;
- Pink indicator marks.
- Direct mounting with machine screws M3x6mm;
- Red indicator marks.

Tel: +86-769-39023131
 E-fax: +86-(020)28819702 ext:22122
 Email:sales@mingfatech.com
 Http://www.heatsinkled.com
 Http://www.mingfatech.com





for

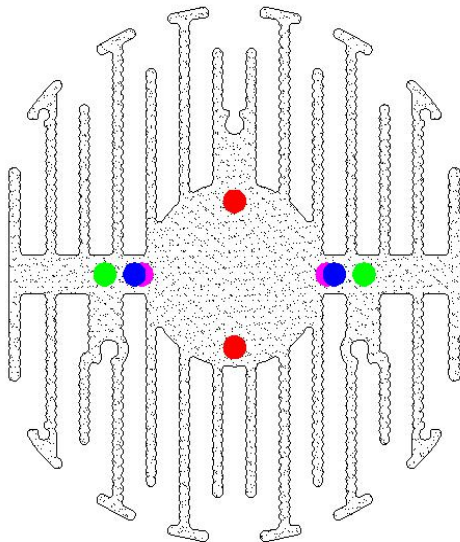
LED



eLED

eLED-CIT-7050 Citizen Modular Passive Star LED Heat Sink Φ 70mm

CITIZEN
Micro HumanTech



Citizen LED Modules Mounting indicator marks overview

Citizen CLL030 LED Modules:

- | | |
|------------------------|------------------------|
| CLL030-1208A5-50xxxx ; | CLL030-1212A5-50xxxx ; |
| CLL030-1208A5-40xxxx ; | CLL030-1212A5-40xxxx ; |
| CLL030-1208A5-35xxxx ; | CLL030-1212A5-35xxxx ; |
| CLL030-1208A5-30xxxx ; | CLL030-1212A5-30xxxx ; |
| CLL030-1208A5-27xxxx ; | CLL030-1212A5-27xxxx ; |

Citizen CLL034 LED Modules:

- | | |
|------------------------|------------------------|
| CLU034-1205B8-50xxxx ; | CLU034-1206B8-30xxxx ; |
| CLU034-1205B8-40xxxx ; | CLU034-1206B8-27xxxx ; |
| CLU034-1205B8-35xxxx ; | CLU034-1208B8-50xxxx ; |
| CLU034-1205B8-30xxxx ; | CLU034-1208B8-40xxxx ; |
| CLU034-1205B8-27xxxx ; | CLU034-1208B8-35xxxx ; |
| CLU034-1206B8-50xxxx ; | CLU034-1208B8-30xxxx ; |
| CLU034-1206B8-40xxxx ; | CLU034-1208B8-27xxxx ; |
| CLU034-1206B8-35xxxx ; | |

With Zhaga Book 3 LED holder;
BJB Spotlight connector 47.319.2020.50;
Mounting with 2 screws M3 x 6mm ;
Green indicator marks.
Direct mounting with 2 screws M3 x 6mm ;
Blue indicator marks.



eLED

eLED-CIT-7050 Citizen Modular Passive Star LED Heat Sink Φ 70mm

Mounting Options and Drawings & Dimensions

Example:eLED-CIT-7050-B-3

Example:eLED-CIT-70 **1** - **2** - **3**

1 Height (mm)

2 Anodising Color

B-Black

C-Clear

Z-Custom

3 Mounting options;

On request;

Mounting holes, cable holes;

Screw thread, thermal interface pad.

Notes:

- Mentioned models are an extraction of full product range.

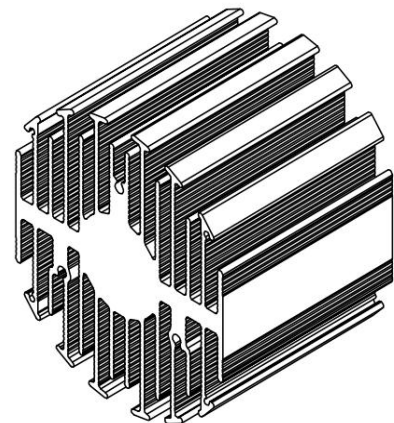
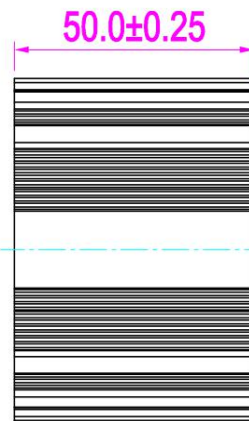
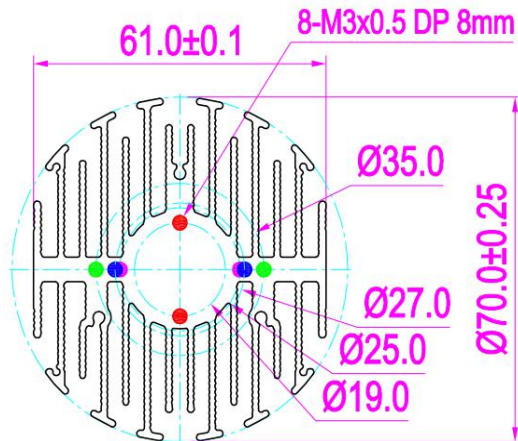
- For specific mechanical adaptations please contact MingfaTech.

- MingfaTech reserves the right to change products or specifications without prior notice.

Note : option 2 and 3 , option 3 and 4 can not be combined



MOUNTING OPTION	Module type	Holder NO.	THREAD	THREAD DEPTH	THREAD HOLE DISTANCE
1	CLL020~022 CLU024	/	M3	6.5mm	19mm/ 2-@180°
2	CLL020~022 CLU024	BJB:47.319.6060.50 Zhaga Book11	M3	6.5mm	25mm/ 2-@180° Zhaga Book11
3	CLL030~032 CLU034	/	M3	6.5mm	26.8mm/ 2-@180°
4	CLL030~032 CLU034	BJB:47.319.2020.50 Zhaga Book3	M3	6.5mm	35mm/ 2-@180° Zhaga Book3
	CLL040~042 CLU044	BJB:47.319.2030.50 Zhaga Book3			



eLED

eLED-CIT-7050 Citizen Modular Passive Star LED Heat Sink Φ 70mm

The thermal data table

	
	<i>eLED-7080</i>
Model No.	eLED-CIT-7050
Size	Φ 70xH50mm
Material	AL6063-T5
Finish	Black Anodized
Weight(gr)	206
Thermal Wattage	22.9W
Heatsink Θ_{s-a^2}	73369
Heat Sink T Rise Above Ambient	2.18

Dissipated Power Pd(W)	Pd = Pe x (1- η L)	Heat sink to ambient thermal resistance Rhs-amb ($^{\circ}$ C/W)	Heat sink to ambient temperature rise Ths-amb ($^{\circ}$ C)
		eLED-CIT-7050	
5		3.40	17
10		2.80	28
15		2.70	37
20		2.25	45
25		2.16	54

