



Mingfa TECH for LED

EtraLED

EtraLED -VOS-11020 Vossloh-Schwabe Modular Passive LED Cooler Φ 110mm

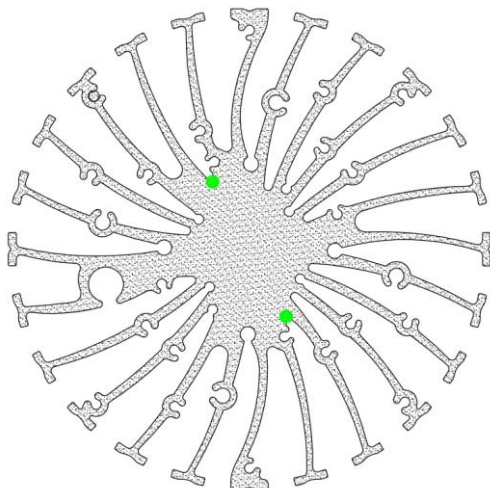
Features VS Benefits

- * The EtraLED-VOS 11020 Vossloh-Schwabe Modular Passive LED Coolers are specifically designed for luminaires using the Vossloh-Schwabe LED engines.
- * Mechanical compatibility with direct mounting of the LED engines to the LED cooler and thermal performance matching the lumen packages.
- * For spotlight and downlight designs from 1200 to 4000 lumen.
- * Thermal resistance range R_{th} 1.5°C/W.
- * Modular design with mounting holes foreseen for direct mounting of Vossloh-Schwabe LUGA Shop LED engines.
- * Diameter 110mm - standard height 20mm Other heights on request.
- * Extruded from highly conductive aluminum.



Zhaga LED engine and radiator assembly is a unified future international standardization

- * Below you find an overview of Vossloh-Schwabe engines COB's and LED modules which standard fit on the EtraLED coolers.
- * In this way mechanical after work and related costs can be avoided, and lighting designers can standardize their designs on a limited number of LED coolers.



Vossloh-Schwabe LED engines Mounting Options

For the LUGA Shop 2014 Module.

WU-M-484-827;	WU-M-484-840;	WU-M-485-835;	WU-M-486-830;
WU-M-484-830;	WU-M-485-827;	WU-M-485-840;	WU-M-486-835;
WU-M-484-835;	WU-M-485-830;	WU-M-486-827;	WU-M-486-840;

For the LUGA Shop 2014 PW Module.

WU-M-484-831-PW;	WU-M-485-831-PW;	WU-M-486-831-PW;
------------------	------------------	------------------

For the LUGA Shop 2014 HiCRI LED Module.

WU-M-484-927;	WU-M-484-940;	WU-M-485-935;	WU-M-486-930;
WU-M-484-930;	WU-M-485-927;	WU-M-485-940;	WU-M-486-935;
WU-M-484-935;	WU-M-485-930;	WU-M-486-927;	WU-M-486-940;

For the LUGA Shop 2014 PW Module.

WU-M-484-931-PW;	WU-M-485-931-PW;	WU-M-486-931-PW;
------------------	------------------	------------------

For the LUGA Shop 2014 PCB LED engines and the holder.

DMS088C27E1;	DMS088C40E1;	DMS158C35E1;	DMS128C30E1;
DMS088C30E1;	DMS158C27E1;	DMS158C40E1;	DMS128C35E1;
DMS088C35E1;	DMS158C30E1;	DMS128C27E1;	DMS128C40E1;

For the LUGA Shop 2014 PCB PW LED engines and the holder.

DMS088C31EP1;	DMS128C31EP1;	DMS158C31EP1;
---------------	---------------	---------------

For the LUGA Shop 2014 PCB HiCRI LED engines and the holder.

DMS088D27E1;	DMS088D40E1;	DMS158D35E1;	DMS128D30E1;
DMS088D30E1;	DMS158D27E1;	DMS158D40E1;	DMS128D35E1;
DMS088D35E1;	DMS158D30E1;	DMS128D27E1;	DMS128D40E1;

For the LUGA Shop 2014 PCB PW LED engines and the holder.

DMS088D31EP1;	DMS128D31EP1;	DMS158D31EP1;
---------------	---------------	---------------

For the LUGA C 2015 LED engines.

(AAG.STUCCHI holder:8101-G2); (BJB holder:47.319.2021.50);

DMC104Cxxx;	DMC115Cxxx;	DMC118Cxxx;
-------------	-------------	-------------

Zhaga Book3 Green indicator marks:
Mounting with machine screws M3x6mm;

Please refer to the "www.vossloh-schwabe.com" data provided on the manual.

Tel:+86-769-39023131
E-fax:+86-(020)28819702 ext:22122
Email:sales@mingfatech.com
Http://www.heatsinkled.com
Http://www.mingfatech.com





for

LED



EtraLED

EtraLED -VOS-11020 Vossloh-Schwabe Modular Passive LED Cooler Φ 110mm

Mounting Options and Drawings & Dimensions



Example:EtraLED-VOS-11020-B-3

Example:EtraLED-VOS-110 **1** - **2** - **3**

1 Height (mm)

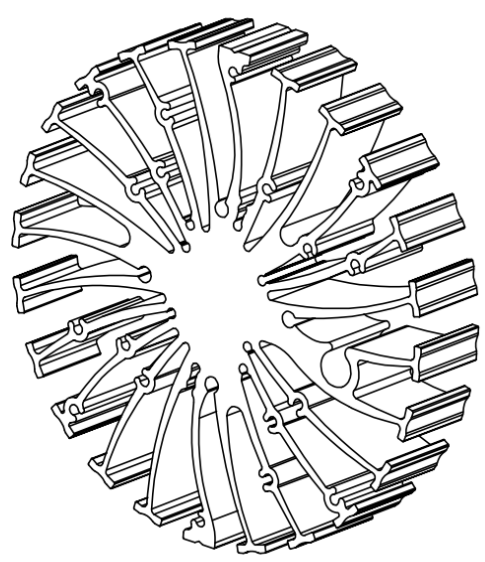
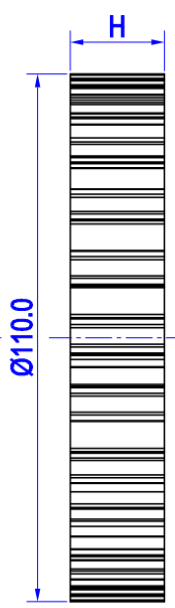
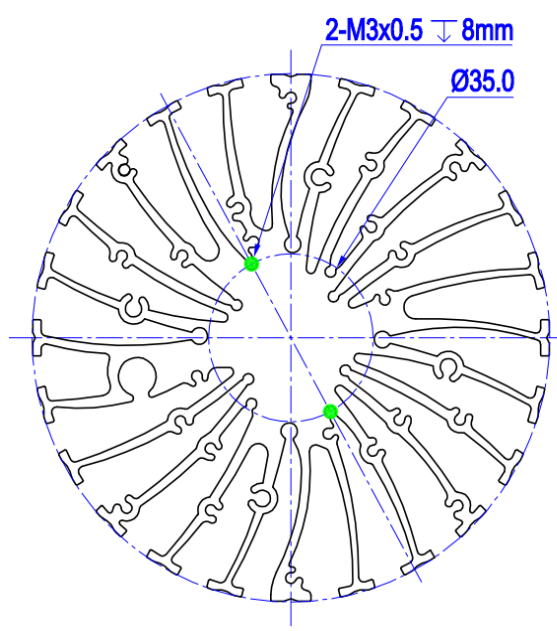
2 Anodising Color
 B-Black
 C-Clear
 Z-Custom

3 Mounting Options - see graphics for details Combinations available
 Ex.order code - 12
 means option 1 and 2 combined

Notes:

- Mentioned models are an extraction of full product range.
- For specific mechanical adaptations please contact MingfaTech.
- MingfaTech reserves the right to change products or specifications without prior notice.

MOUNTING OPTION	Module type	Holder NO.	THREAD	THREAD DEPTH	THREAD HOLE DISTANCE
1	LUGA C	BJB (47.319.2021.50)	M3	6mm	35.0mm/ 2-@120°
		AAG.STUCCHI (8101-G2)			
	LUGA Shop 2014 PCB	Vossloh-Schwabe			
	LUGA Shop 2014	/			



Tel:+86-769-39023131
 E-fax:+86-(020)28819702 ext:22122
 Email:sales@mingfatech.com
 Http://www.heatsinkled.com
 Http://www.mingfatech.com





for

LED



EtraLED

EtraLED -VOS-11020 Vossloh-Schwabe Modular Passive LED Cooler Φ110mm

The thermal data table

	 <i>EtraLED-11020</i>
Model No.	EtraLED-VOS-11020
Size	Φ110xH20mm
Material	AL6063-T5
Finish	Black Anodized
Weight(gr)	165.0
Thermal Wattage	33.0W
HeatsinkOs-a²	52211
Heat Sink T Rise Above Ambient	1.50

Pd = Pe x (1-ηL)		Heat sink to ambient thermal resistance Rhs-amb (°C/W)	Heat sink to ambient temperature rise Ths-amb (°C)
		EtraLED-VOS-11020	EtraLED-VOS-11020
Dissipated Power Pd(W)	5W	2.8	13
	10W	2.35	24
	15W	2.15	32
	20W	1.92	39
	30W	1.8	53

