

# SPECIFICATION



ER14335M 3.6V

## Electrical characteristics

(Typical values relative to cells stored for one year at +30 °C max)

○ Nominal capacity	1350mAh
Discharged capacity at 2mA, +25 °C, 2.0V cut off	
○ Open circuit voltage	3.66V
○ Max. recommended continuous current	200mA
○ Max. Pulse capability	600mA
600mA, 0.1 second pulses every 2 minutes, drained with 50% 2mA at 25 °C from undischarged cells with 20µA base current, yield voltage readings above 2.7V, the value may vary according to the pulse characteristics, the temperature and the cell's previous history	
○ Operating temperature rang	-55 °C ~ +80 °C

## STORAGE:


Stored in clean, dry and cool circumstances (the temperature should be 20 degrees or lower, less than 30 degrees)

## WARNING:

Don't charge, crush, disassemble, expose contents to water, heat above 85°C or may lead to explosion, burn or poison goods leakage. Discarded battery should be buried deeply to the ground.

## Key features

- High and stable operating voltage
- Long shelf life
- Annual self-discharge rate lower than 1% at +25°C
- Long operating life
- High energy density (700wh/kg)
- Wide operating temperature rang
- Stainless steel can and cover
- Hermetic glass-to-metal sealing
- Non-flammable electrolyte
- Compliant with IEC 86-4 safety standard
- Non-restricted for transport

 UL Component Recognition  
File Number MH46165

## Main applications

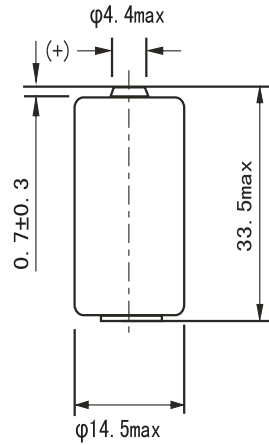
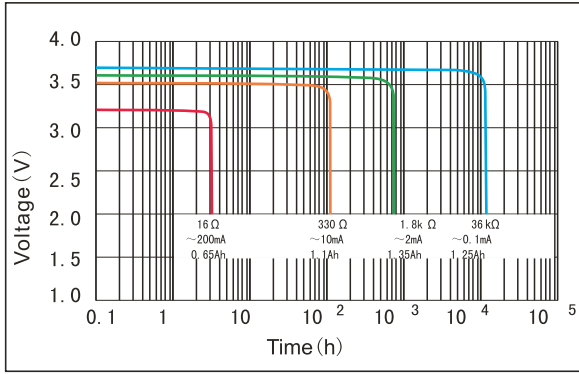
- Intelligent instrument
- Military electronics instrument
- Alarms or security equipment
- Memory backup
- GPS tracking
- Car electronics
- Professional electronic equipment

.....

Information in the document is just for reference, not for guarantee of battery performance, the quality of battery is subject to the buyer and seller's final confirmation in the contract.

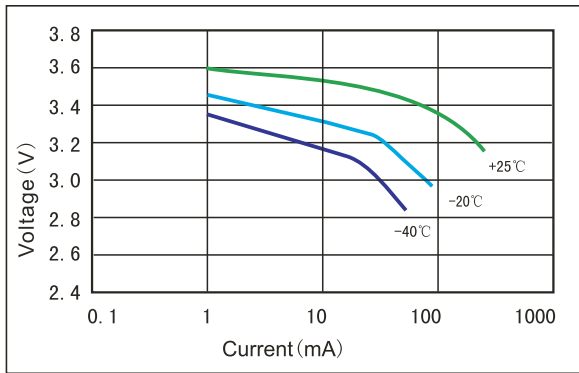
# ER14335M 1350mAh

## Discharge characteristics at 25°C



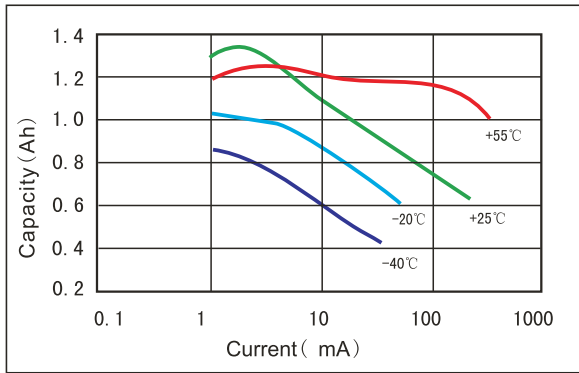
Dimensions in mm  
Weight: 13g

## Voltage vs Current curve

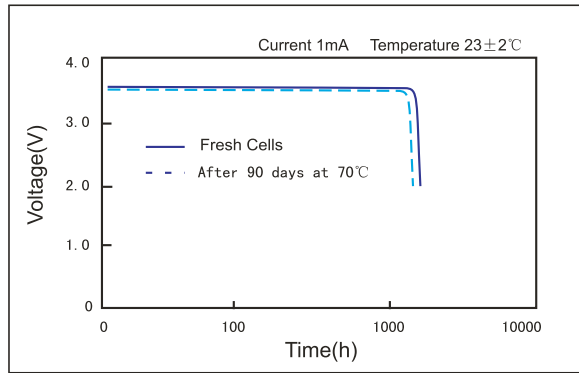


Available Terminations	
-/P*	Axial pin
-/T /PT2*	Radial Pin
-/PT /TP*	Polarized Tab
(*) : Reference to Standard Terminals for Single Cells	

## Capacity vs Current curve



## Discharge characteristics after storage



Data in this page is subject to change without notice and becomes contractual only after written confirmation by Fute.