




LED

xLED

xLED-ADU-7030 Pin Fin LED Heat Sink Φ 70mm for Adura

Features VS Benefits

- * The xLED-ADU-7030 Adura Pin Fin LED Heat Sinks are specifically designed for luminaires using the Adura LED engines.
- * Mechanical compatibility with direct mounting of the LED engines to the LED cooler and thermal performance matching the lumen packages.
- * For spotlight and downlight designs from 700 to 1800 lumen.
- * Thermal resistance range R_{th} 3.3°C/W.
- * Modular design with mounting holes foreseen for direct mounting of Adura LOB series LED engines.
- * Diameter 70mm - standard height 30mm Other heights on request.
- * Forged from highly conductive aluminum.

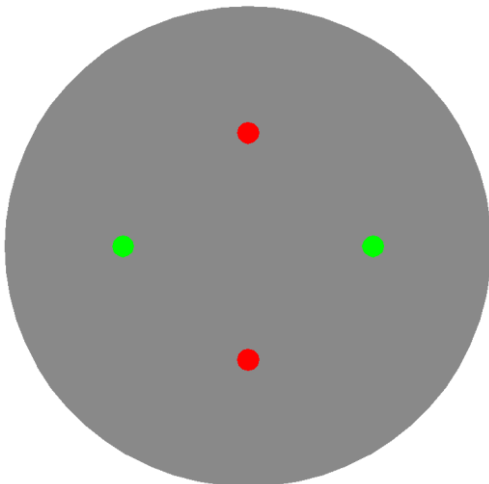


Zhaga LED engine and radiator assembly is a unified future international standardization

- * Below you find an overview of Adura COB's and LED modules which standard fit on the Pin Fin LED Heat Sinks.
- * In this way mechanical after work and related costs can be avoided, and lighting designers can standardize their designs on a limited number of LED Pin Fin LED Heat Sink.



ADURA
LED SOLUTIONS



Adura LED Modules directly Mounting Options

LOB 1979C-A/1980C LED engines.

LOB-150026D-0093535-xxx-1x9C;
LOB-45009D-0093535-xxx-3x3C;

With Zhaga Book 3 LED holder

BJB holder: 47.313.2131.50;
Ideal Holde: 50-2103CT
Green indicator marks.
Mounting with machine screws M3x6.5mm;

LOB 1981C-A/1982C LED engines.

LOB-150046D-0163535-xxx-1x16;
LOB-300024D-0163535-xxx-2x8C;

With Zhaga Book 3 LED holder

BJB holder: 47.313.2030.50;
Ideal Holde: 50 - 2204 CT
Green indicator marks.
Mounting with machine screws M3x6.5mm;

Without LED holders for red indicator marks.
Direct mounting with machine screws M3x6.5mm;

xLED

xLED-ADU-7030 Pin Fin LED Heat Sink Φ 70mm for Adura

Mounting Options and Drawings & Dimensions

Example: xLED-ADU-7030-B-1,2

Example: xLED-ADU-70 **1** - **2** - **3**

1 Height (mm)

2 Anodising Color

B-Black

C-Clear

Z-Custom

3 Mounting Options - see graphics for details Combinations available

Ex.order code - 12

means option 1 and 2 combined



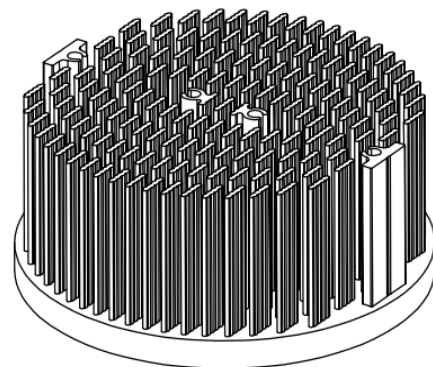
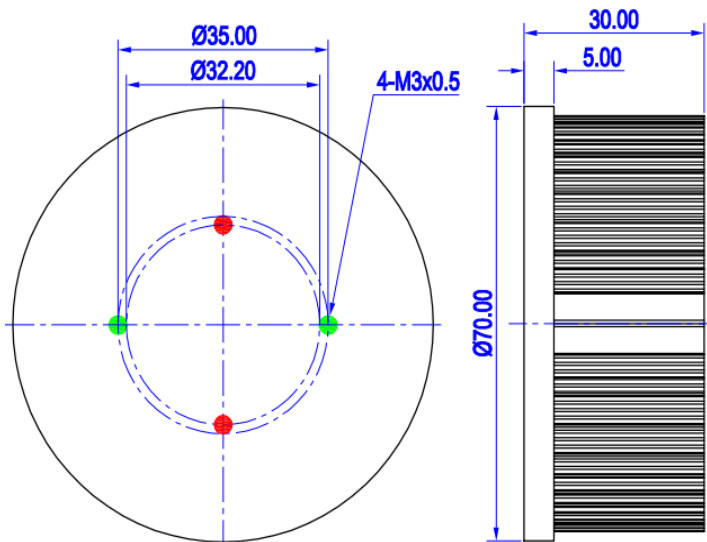
ADURA
LED SOLUTIONS



Notes:

- Mentioned models are an extraction of full product range.
- For specific mechanical adaptations please contact MingfaTech.
- MingfaTech reserves the right to change products or specifications without prior notice.

MOUNTING OPTION	Module type	Holder NO.	THREAD	THREAD DEPTH	THREAD HOLE DISTANCE
1	1981C-A; 1982C-A;	/	M3	6.5mm	32.2mm/ 2-@180°
2	1979C-A; 1980C-A;	Ideal Holde 50-2103CT	M3	6.5mm	35.0mm/ 2-@180°
		BJB 47.313.2131.50			
	1981C-A; 1982C-A;	Ideal Holde 50-2204CT			
		BJB 47.313.2030.50			



xLED

xLED-ADU-7030 Pin Fin LED Heat Sink Φ 70mm for Adura

The thermal data table

	
	<i>xLED-7030</i>
Model No.	xLED-ADU-7030
Size	Φ70xH30mm
Material	AL1070
Finish	Black Anodized
Weight(gr)	106.0
Thermal Wattage	15.0W
HeatsinkΘs-a²	54786
Heat Sink T Rise Above Ambient (°C/W)	3.3

Dissipated Power Pd(W)	Pd = Pe x (1-ηL)	Heat sink to ambient thermal resistance Rhs-amb (°C/W)	Heat sink to ambient temperature rise Ths-amb (°C)
		xLED-ADU-7030	
4.0		4.5	18.0
8.0		3.6	29.0
12.0		3.4	41.0
16.0		3.2	51.0
20.0		3.0	59.0

